

DWD XP

Drawer H95



- The practical standard drawer for every application
- Integrated side and cam height adjustment including locking screw
- Solid front holder
- Safety lock and transport protection
- No need to machine the bottom panel
- Same bottom panel and back panel width

Note:

- Front-bottom connector recommended for KB 800 mm and above (see page 454)



ORDER INFORMATION

1	DWD XP drawer sides H95 without cover caps Set: one left, one right	
----------	---	--

NL	Aluminium metallic			White			Stone		
	Art. No.			Art. No.			Art. No.		
275	F090075221			F090072101			F090136703		
300	F090136058			F090136037			F090136706		
350	F090075230			F090072106			F090136709		
400	F090075239			F090136040			F090136712		
450	F090075248			F090136043			F090136715		
500	F090075257			F090136046			F090136718		
550	F090075266			F090136049			F090136721		
600	F090075269			F090136052			F090136724		
650	F090075272			F090136055			F090136727		

2	Drawer side cover cap with (embossed) GRASS logo or neutral Single item	
----------	---	--

	Aluminium metallic			White			Stone		
	Art. No.			Art. No.			Art. No.		
GRASS logo	F092136787			F092136786			F092136788		
Neutral	F092083122			F092083120			F092136265		

3	Clip H86 for wooden back panel Set: one left, one right	
----------	---	--

	Aluminium metallic			White			Stone		
	Art. No.			Art. No.			Art. No.		
	F092082925			F092082928			F092136282		

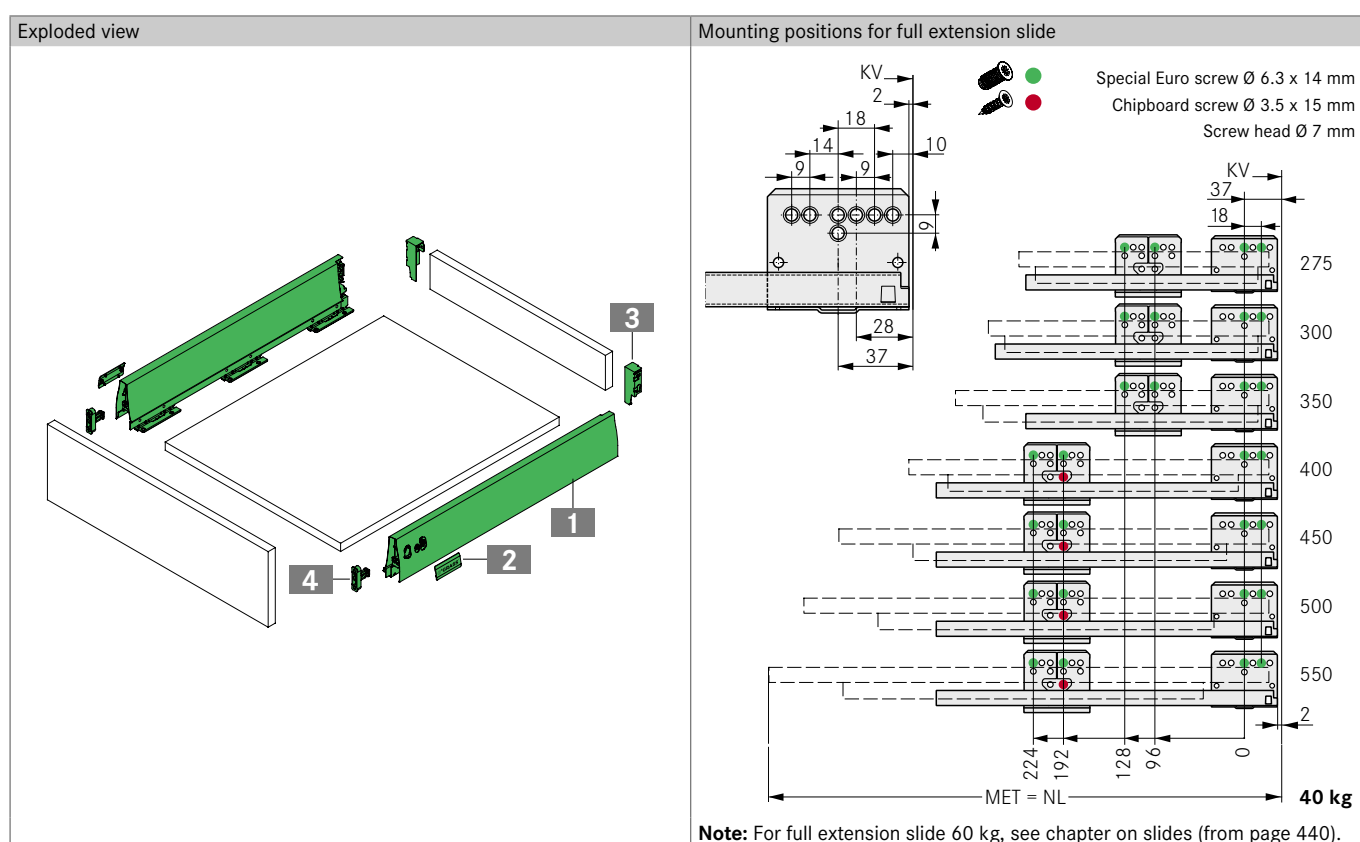
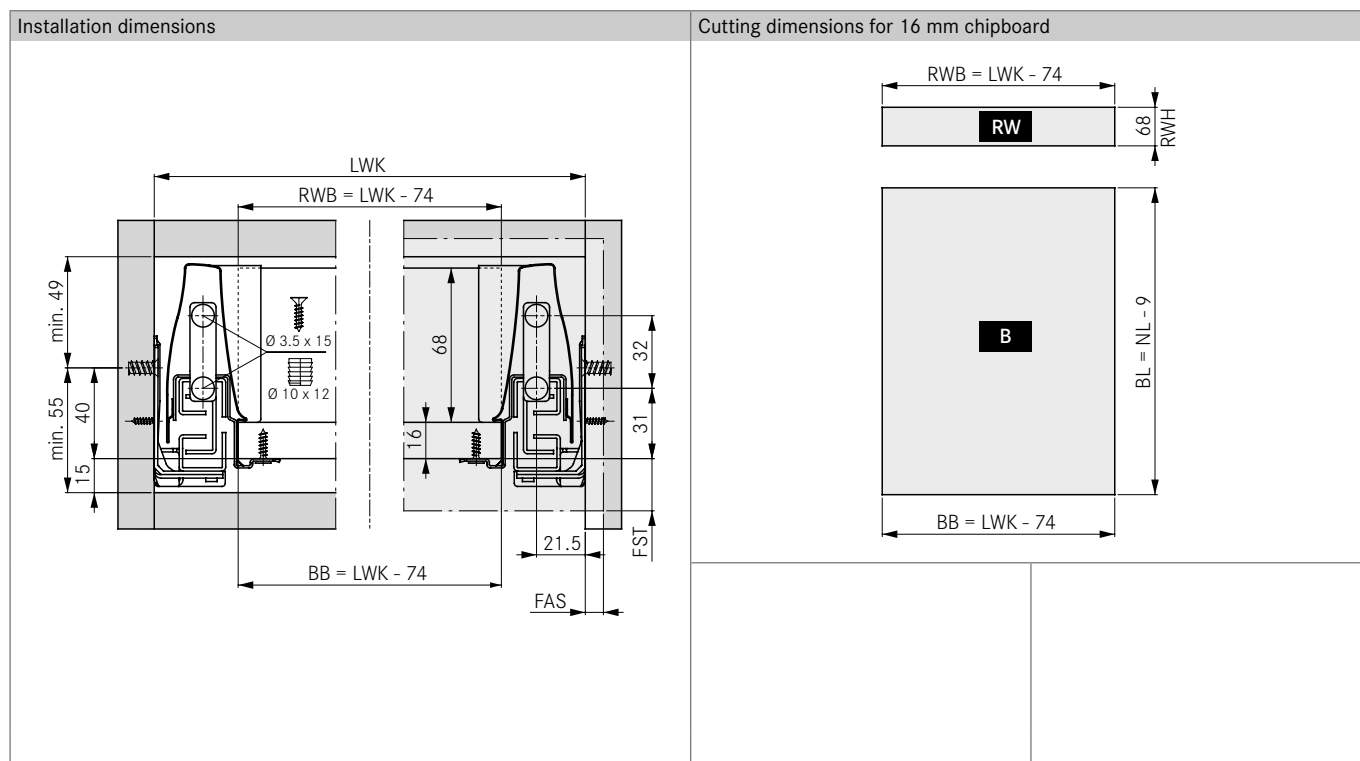
4	Front holder Single item: can be used on left/right		
Description	Art. No.		
Expansion dowel	F092083119		
For press fitting	F092083117		
For screw fitting	F092083116		

PAGE REFERENCES

Slides	438	Application examples	456	Sensomatic	617
Single sets	446	Technical information	460	Assembly technology	637
Accessories	454	Organising systems	591	Assembly aids	662

PLANNING DIMENSIONS

All dimensions in millimetres




LEGEND

B	Bottom panel	FST	Front overlay	NL	Nominal length
BB	Bottom panel width	KV	Cabinet front edge	RW	Back panel
BL	Bottom panel length	LWK	Inside cabinet width	RWB	Back panel width
FAS	Front overlay, side	MET	Minimum installation depth	RWH	Back panel height



DWD XP

Pot drawer H95 with rectangular railing



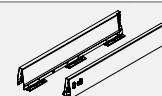
- Integrated side and cam height adjustment including locking screw
- Tilt angle adjustment via railing holder
- Solid front holder
- Safety lock and transport protection
- No need to machine the bottom panel
- Same bottom panel and back panel width

Note:

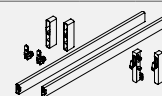
- Front-bottom connector recommended for KB 800 mm and above (see page 454)

ORDER INFORMATION

1 DWD XP drawer sides H95 without cover caps Set: one left, one right									
NL	Aluminium metallic			White			Stone		
	Art. No.			Art. No.			Art. No.		
350	F090075230			F090072106			F090136709		
400	F090075239			F090136040			F090136712		
450	F090075248			F090136043			F090136715		
500	F090075257			F090136046			F090136718		
550	F090075266			F090136049			F090136721		
600	F090075269			F090136052			F090136724		
650	F090075272			F090136055			F090136727		



2 Rectangular railing for screw fitting Set: railing, railing holder (front/rear) and cover cap, one left, one right									
NL	Aluminium metallic			White			Stone		
	Art. No.			Art. No.			Art. No.		
350	F092135988			F092135989			F092136334		
400	F092077409			F092072183			F092136335		
450	F092077410			F092072184			F092136336		
500	F092077411			F092072185			F092136337		
550	F092077412			F092072186			F092136338		
600	F092135990			F092135991			F092136339		
650	F092135993			F092135994			F092136340		




3 Clip H182 for wooden back panel Set: one left, one right									
	Aluminium metallic			White			Stone		
	Art. No.			Art. No.			Art. No.		
	F092082943			F092082946			F092136285		



4 Front holder Single item: can be used on left/right			
Description	Art. No.		
Expansion dowel	F092083119		
For press fitting	F092083117		
For screw fitting	F092083116		

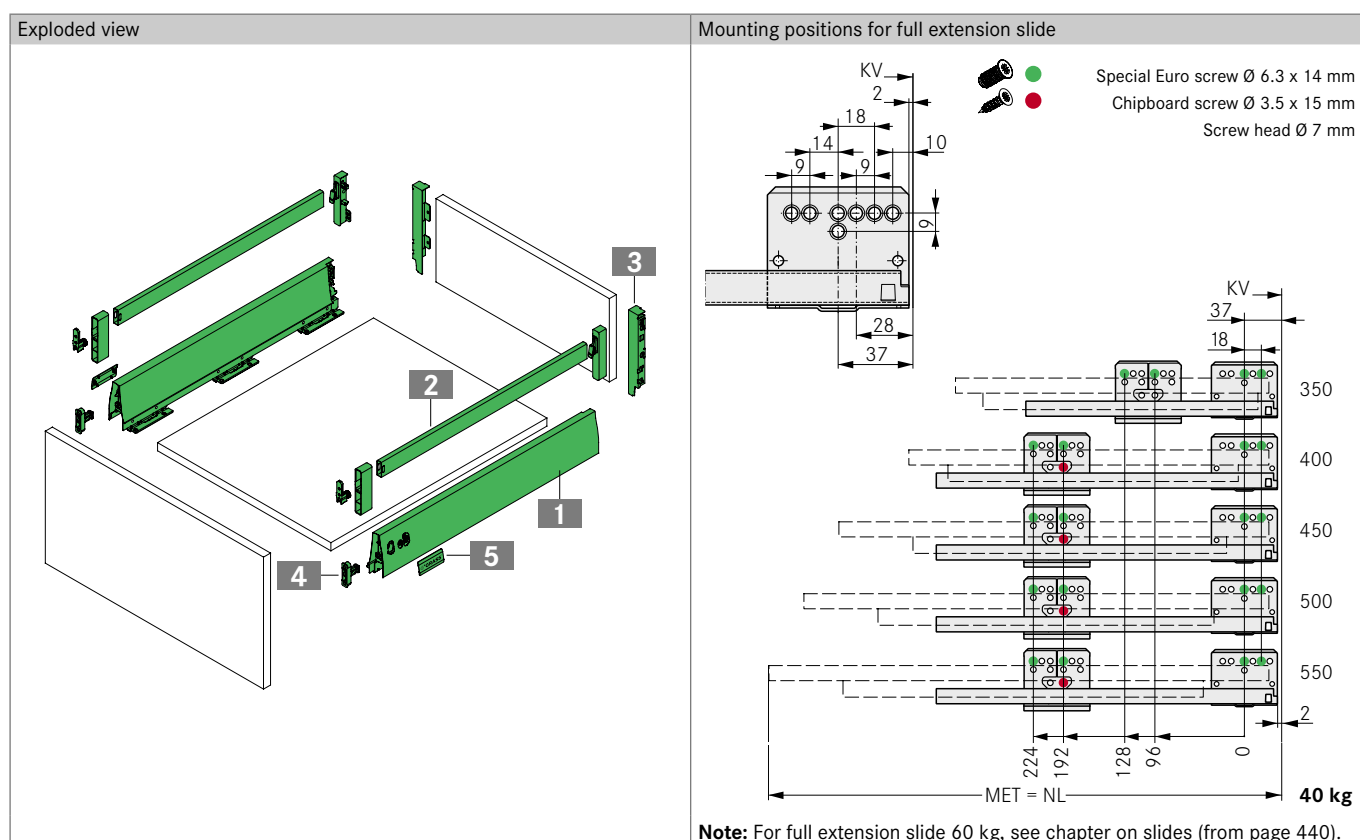
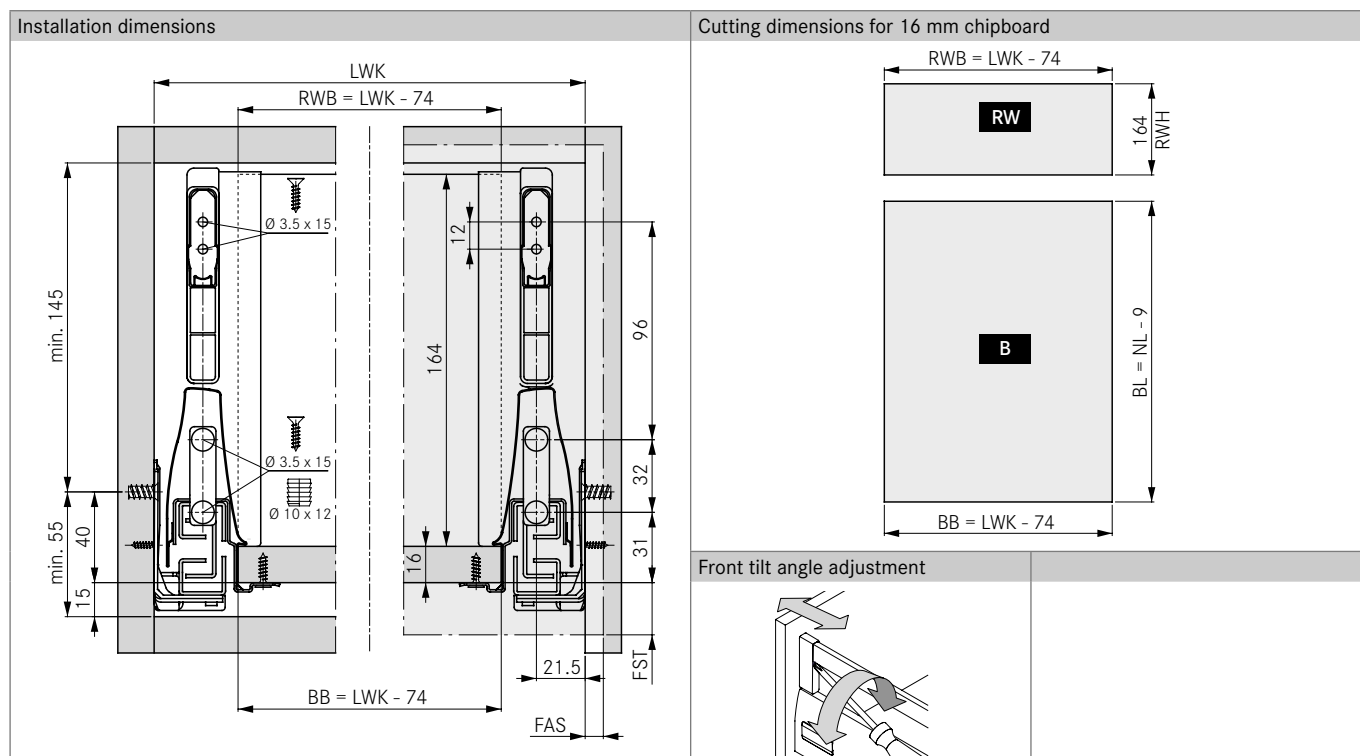


5 For drawer side cover cap, see page 406	
	

Slides	438	Application examples	456	Sensomatic	617
Single sets	446	Technical information	460	Assembly technology	637
Accessories	454	Organising systems	591	Assembly aids	662


PLANNING DIMENSIONS

All dimensions in millimetres



LEGEND

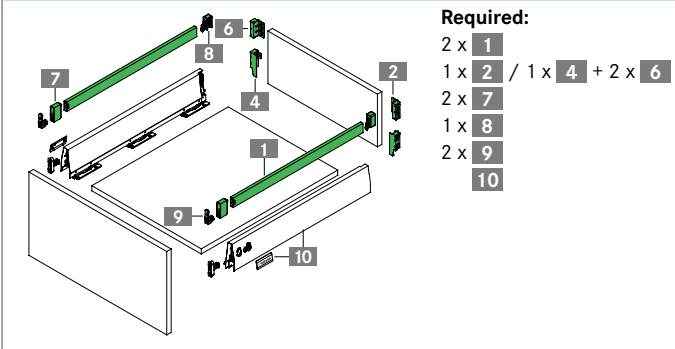
B	Bottom panel	FST	Front overlay	NL	Nominal length
BB	Bottom panel width	KV	Cabinet front edge	RW	Back panel
BL	Bottom panel length	LWK	Inside cabinet width	RWB	Back panel width
FAS	Front overlay, side	MET	Minimum installation depth	RWH	Back panel height



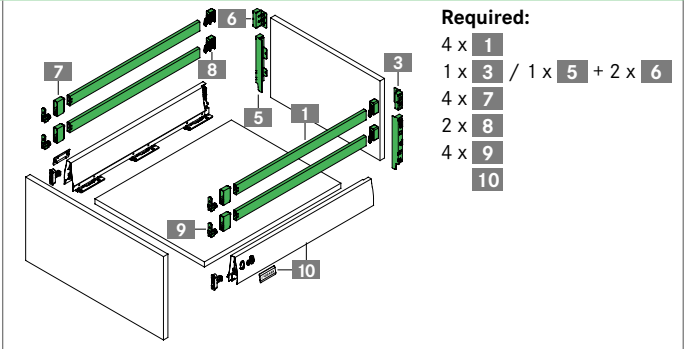
DWD XP

Pot drawer H95 with variable back panel height and rectangular railing

Pot drawer H95 with variable back panel height and rectangular railing




Pot drawer H95 with variable back panel height and double rectangular railing




ORDER INFORMATION

1 Rectangular railing for screw fitting
 Single item: can be used on left/right




NL	Aluminium metallic		White		Stone	
	Art. No.		Art. No.		Art. No.	
275	F092116280		F092116534		F092136431	
300	F092072234		F092117186		F092136432	
350	F092116281		F092117187		F092136433	
400	F092116282		F092117188		F092136434	
450	F092116283		F092117189		F092136435	
500	F092116284		F092117190		F092136436	
550	F092072235		F092117191		F092136437	
600	F092116535		F092117192		F092136438	
650	F092116537		F092116536		F092136439	

2 Clip for variable wooden back panel
 Set: back panel clip H86 (open) and railing adapter (variable), one left, one right




	Aluminium metallic		White		Stone	
	Art. No.		Art. No.		Art. No.	
	F092082988		F092082989		F092136288	

3 Clip for variable wooden back panel
 Set: back panel clip H182 (open) and railing adapter (variable), one left, one right



	Aluminium metallic		White		Stone	
	Art. No.		Art. No.		Art. No.	
	F092082992		F092082993		F092136289	

4 Back panel clip H86 (open) for variable wooden back panel
 Set: one left, one right




	Aluminium metallic		White		Stone	
	Art. No.		Art. No.		Art. No.	
	F092082969		F092082972		F092136290	

PAGE REFERENCES


Slides	438	Application examples	456	Sensomatic	617
Single sets	446	Technical information	460	Assembly technology	637
Accessories	454	Organising systems	591	Assembly aids	662

--	--


1

5	Back panel clip H182 (open) for variable wooden back panel						
	Set: one left, one right						
	Aluminium metallic		White		Stone		
	Art. No.	Art. No.	Art. No.	Art. No.	Art. No.	Art. No.	
	F092082978	F092115414	F092136293				


2

6	Railing adapter (variable)						
	Single item: can be used on left/right						
	Aluminium metallic		White		Stone		
	Art. No.	Art. No.	Art. No.	Art. No.	Art. No.	Art. No.	
	F092082997	F092076725	F092136426				


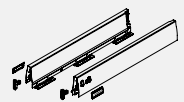
3

7	Railing cover cap (front)						
	Single item: can be used on left/right						
	Aluminium metallic		White		Stone		
	Art. No.	Art. No.	Art. No.	Art. No.	Art. No.	Art. No.	
	F145038516	F145055341	F092136422				

4

8	Railing clip (back)						
	Set: one left, one right						
	Aluminium metallic		White		Stone		
	Art. No.	Art. No.	Art. No.	Art. No.	Art. No.	Art. No.	
	F092100599	F092116878	F092136423				

5

9	Railing clip (front) with tilt angle adjustment for screw fitting			10 For DWD XP H95 drawer sides and front holder, see page 406	
	Single item: can be used on left/right				
	Description	Art. No.			
	For screw fitting		F092082551		

6

LEGEND


NL	Nominal length		
----	----------------	--	--

7

8

DWD XP

Pot drawer H95 with round railing



- Integrated side and cam height adjustment including locking screw
- Tool-free tilt angle adjustment via round railing
- Solid front holder
- Safety lock and transport protection
- No need to machine the bottom panel
- Same bottom panel and back panel width

Note:

- Front-bottom connector recommended for KB 800 mm and above (see page 454)



ORDER INFORMATION

1 DWD XP drawer sides H95 without cover caps Set: one left, one right									
NL	Aluminium metallic			White			Stone		
	Art. No.			Art. No.			Art. No.		
350	F090075230			F090072106			F090136709		
400	F090075239			F090136040			F090136712		
450	F090075248			F090136043			F090136715		
500	F090075257			F090136046			F090136718		
550	F090075266			F090136049			F090136721		
600	F090075269			F090136052			F090136724		
650	F090075272			F090136055			F090136727		

2 Round railing for screw fitting Set: railing, railing holder (front/rear) and cover cap, one left, one right									
NL	Aluminium metallic			White			Stone		
	Art. No.			Art. No.			Art. No.		
350	F092075875			F092075876			F092136298		
400	F092075878			F092075879			F092136299		
450	F092075881			F092075882			F092136300		
500	F092075884			F092075885			F092136301		
550	F092075887			F092075888			F092136302		
600	F092075890			F092071890			F092136303		
650	F092075892			F092077401			F092136304		

3 Clip H182 for wooden back panel Set: one left, one right									
NL	Aluminium metallic			White			Stone		
	Art. No.			Art. No.			Art. No.		
	F092082943			F092082946			F092136285		

4 Front holder Single item: can be used on left/right			
Description	Art. No.		
Expansion dowel	F092083119		
For press fitting	F092083117		
For screw fitting	F092083116		

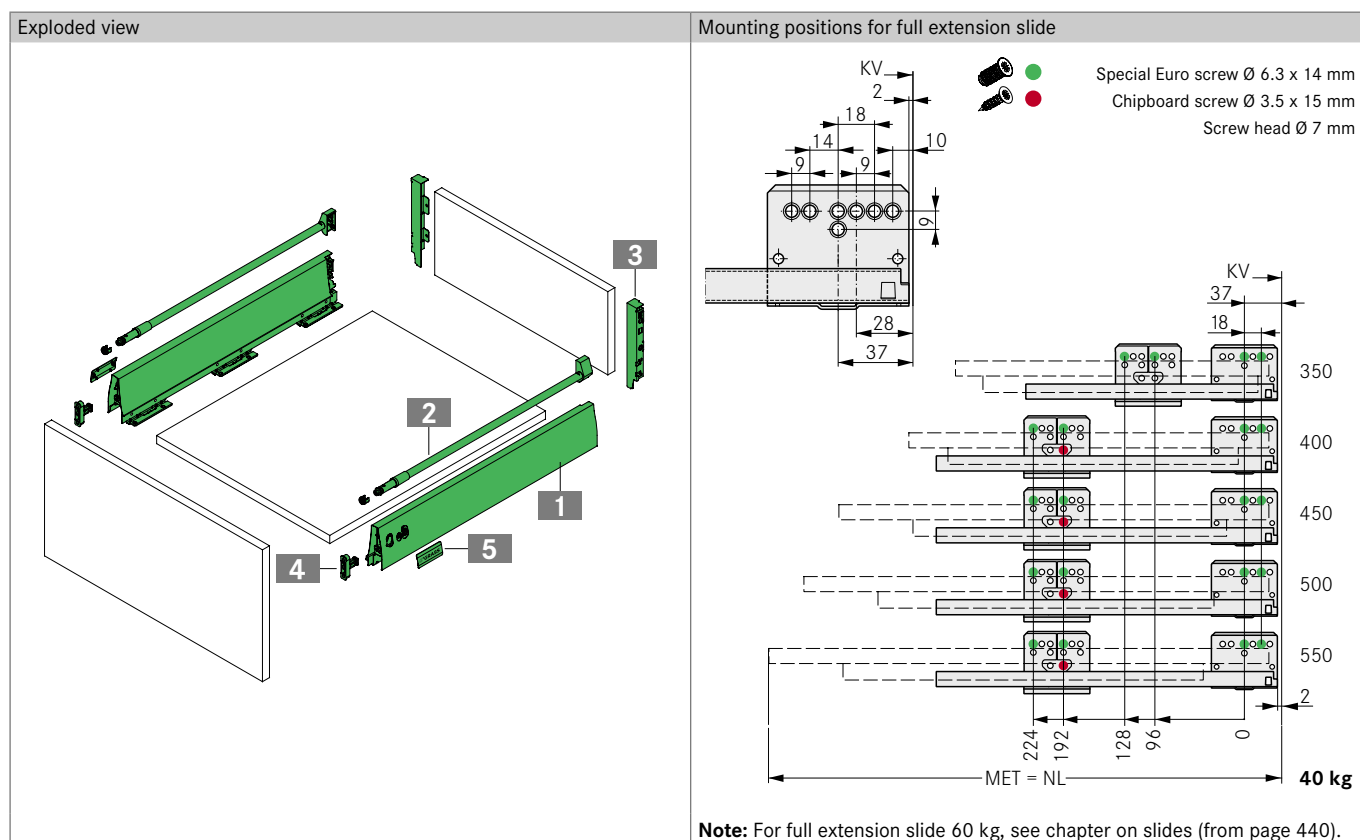
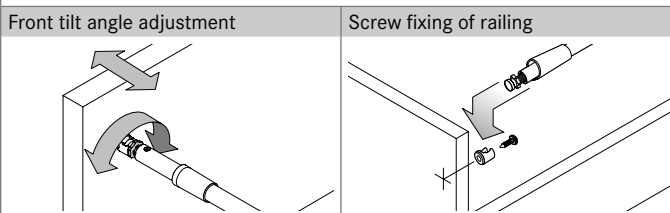
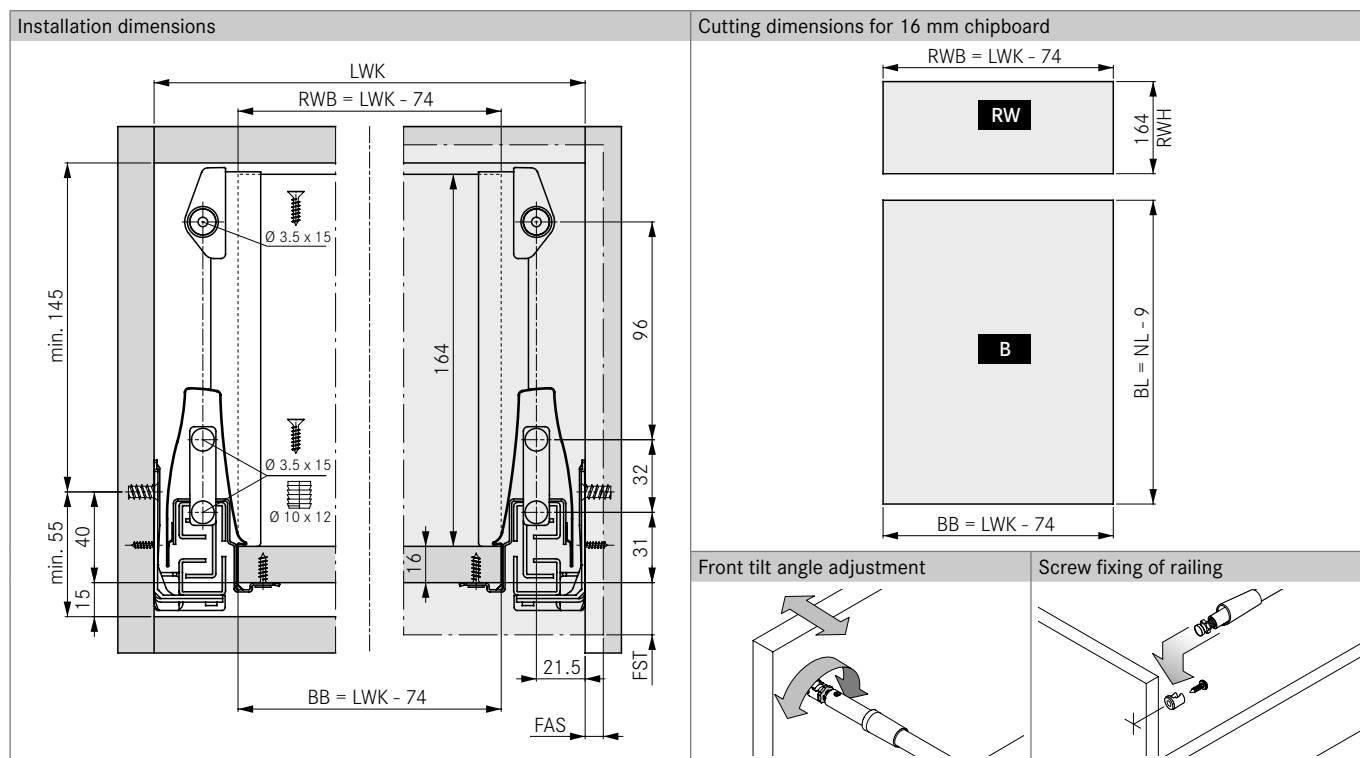
5 For drawer side cover cap, see page 406	

PAGE REFERENCES

Slides	438	Application examples	456	Sensomatic	617
Single sets	446	Technical information	460	Assembly technology	637
Accessories	454	Organising systems	591	Assembly aids	662

PLANNING DIMENSIONS

All dimensions in millimetres



Note: For full extension slide 60 kg, see chapter on slides (from page 440).


LEGEND

B	Bottom panel	FST	Front overlay	NL	Nominal length
BB	Bottom panel width	KV	Cabinet front edge	RW	Back panel
BL	Bottom panel length	LWK	Inside cabinet width	RWB	Back panel width
FAS	Front overlay, side	MET	Minimum installation depth	RWH	Back panel height



DWD XP

Pot drawer H95 with variable back panel height and round railing



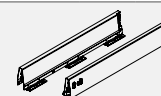
- Variable back panel height
- Integrated side and cam height adjustment including locking screw
- Tool-free tilt angle adjustment via round railing
- Solid front holder
- Safety lock and transport protection
- No need to machine the bottom panel
- Same bottom panel and back panel width

Note:

- Front-bottom connector recommended for KB 800 mm and above (see page 454)

ORDER INFORMATION

1 DWD XP drawer sides H95 without cover caps Set: one left, one right									
NL	Aluminium metallic			White			Stone		
	Art. No.			Art. No.			Art. No.		
350	F090075230			F090072106			F090136709		
400	F090075239			F090136040			F090136712		
450	F090075248			F090136043			F090136715		
500	F090075257			F090136046			F090136718		
550	F090075266			F090136049			F090136721		
600	F090075269			F090136052			F090136724		
650	F090075272			F090136055			F090136727		



2 Round railing for screw fitting Set: railing, railing holder (front/rear) and cover cap, one left, one right									
NL	Aluminium metallic			White			Stone		
	Art. No.			Art. No.			Art. No.		
350	F092075875			F092075876			F092136298		
400	F092075878			F092075879			F092136299		
450	F092075881			F092075882			F092136300		
500	F092075884			F092075885			F092136301		
550	F092075887			F092075888			F092136302		
600	F092075890			F092071890			F092136303		
650	F092075892			F092077401			F092136304		




3 Clip for variable wooden back panel Set: back panel clip H86 (open) and railing clip (variable), one left, one right									
	Aluminium metallic			White			Stone		
	Art. No.			Art. No.			Art. No.		
	F092082988			F092082989			F092136288		



4 Front holder Single item: can be used on left/right			
Description	Art. No.		
Expansion dowel	F092083119		
For press fitting	F092083117		
For screw fitting	F092083116		



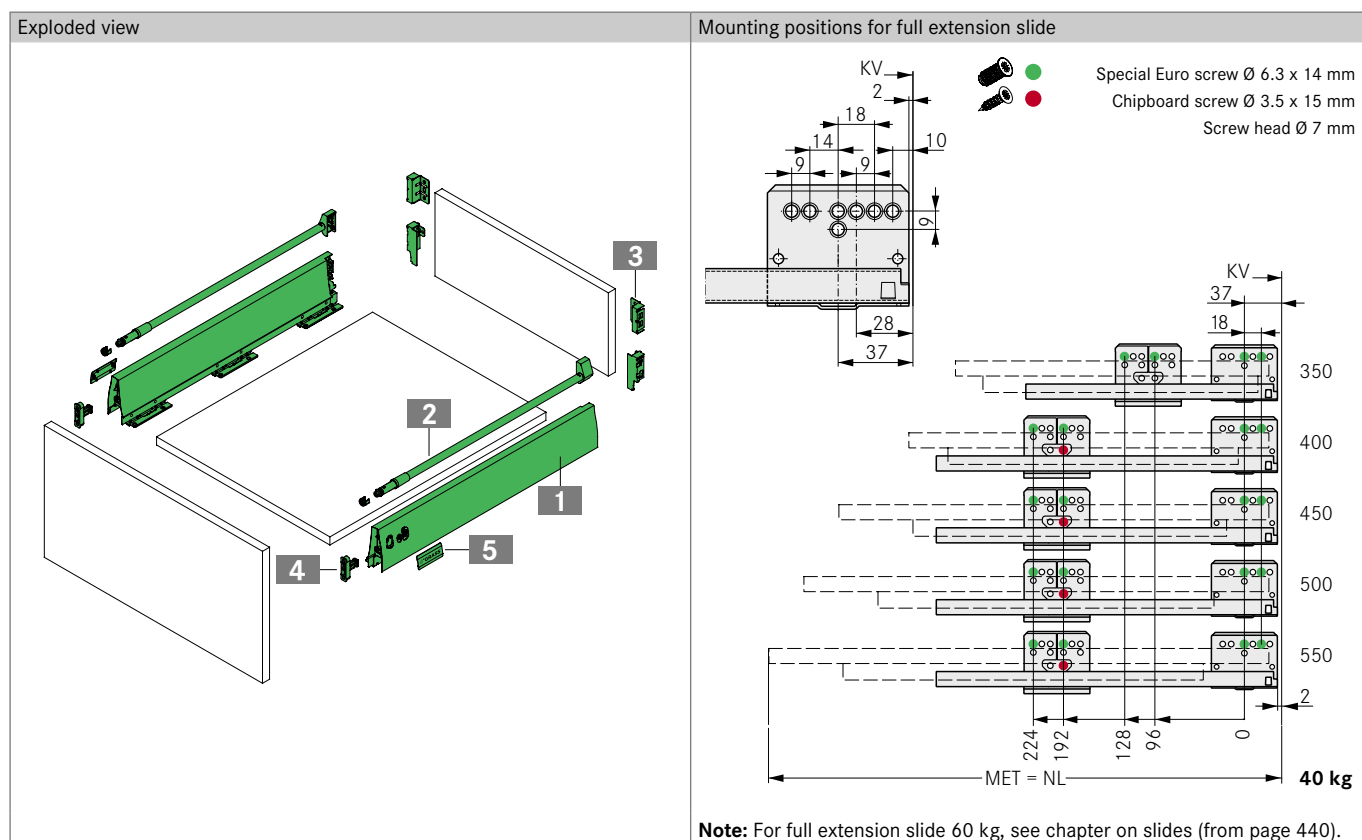
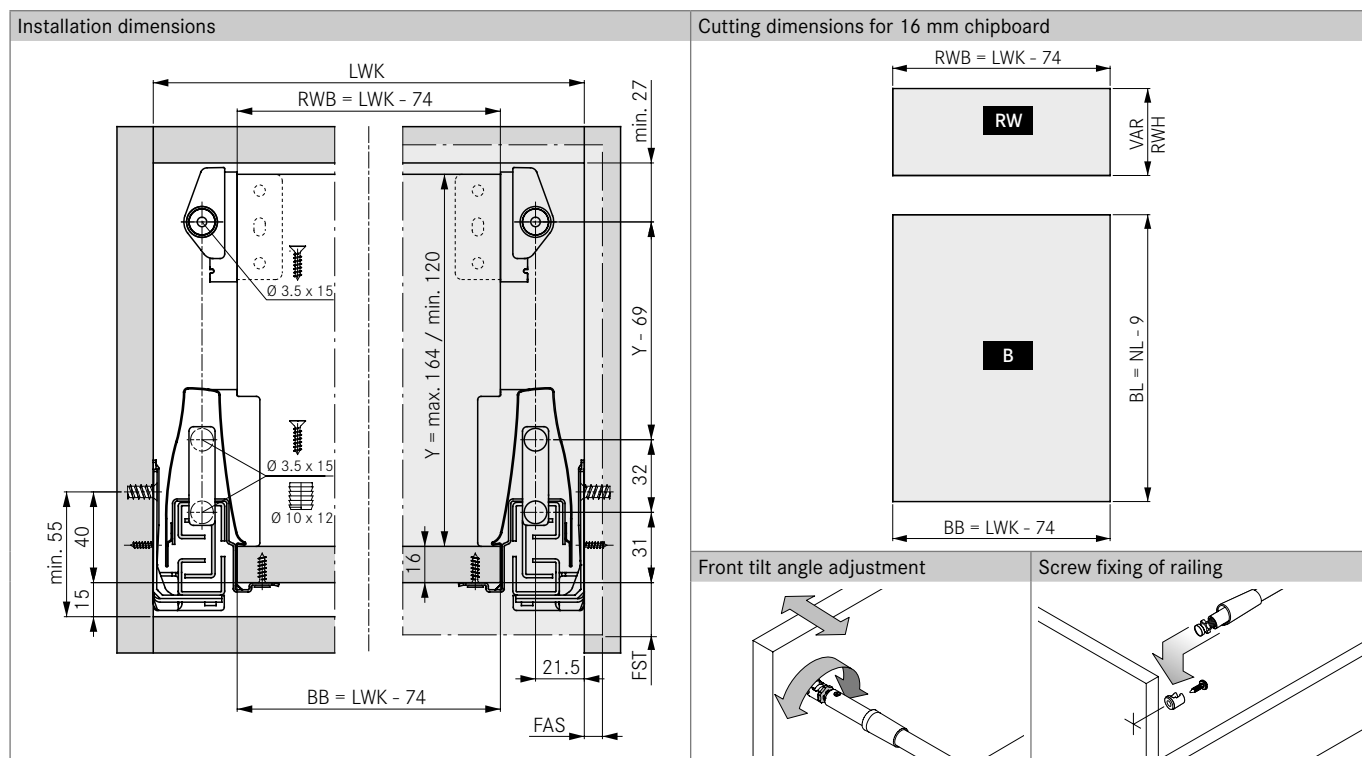
5 For drawer side cover cap, see page 406	
	

PAGE REFERENCES

Slides	438	Application examples	456	Sensomatic	617
Single sets	446	Technical information	460	Assembly technology	637
Accessories	454	Organising systems	591	Assembly aids	662

PLANNING DIMENSIONS

All dimensions in millimetres



LEGEND

B	Bottom panel	FST	Front overlay	NL	Nominal length
BB	Bottom panel width	KV	Cabinet front edge	RW	Back panel
BL	Bottom panel length	LWK	Inside cabinet width	RWB	Back panel width
FAS	Front overlay, side	MET	Minimum installation depth	RWH	Back panel height

1

2

3

4

5

6

7

8

DWD XP

Pot drawer H95 with variable back panel height and double round railing



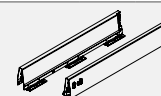
- Variable back panel height
- Integrated side and cam height adjustment including locking screw
- Tool-free tilt angle adjustment via round railing
- Solid front holder
- Safety lock and transport protection
- No need to machine the bottom panel
- Same bottom panel and back panel width

Note:

- Front-bottom connector recommended for KB 800 mm and above (see page 454)

ORDER INFORMATION

1 DWD XP drawer sides H95 without cover caps Set: one left, one right										
NL	Aluminium metallic			White			Stone			
	Art. No.			Art. No.			Art. No.			
350	F090075230			F090072106			F090136709			
400	F090075239			F090136040			F090136712			
450	F090075248			F090136043			F090136715			
500	F090075257			F090136046			F090136718			
550	F090075266			F090136049			F090136721			
600	F090075269			F090136052			F090136724			
650	F090075272			F090136055			F090136727			



2 Round railing for screw fitting Set: railing, railing holder (front/rear) and cover cap, one left, one right										
NL	Aluminium metallic			White			Stone			
	Art. No.			Art. No.			Art. No.			
350	F092075875			F092075876			F092136298			
400	F092075878			F092075879			F092136299			
450	F092075881			F092075882			F092136300			
500	F092075884			F092075885			F092136301			
550	F092075887			F092075888			F092136302			
600	F092075890			F092071890			F092136303			
650	F092075892			F092077401			F092136304			



3 Clip for variable wooden back panel Set: back panel clip H182 (open) and railing clip (variable), one left, one right										
	Aluminium metallic			White			Stone			
	Art. No.			Art. No.			Art. No.			
	F092082992			F092082993			F092136289			



4 Front holder Single item: can be used on left/right			
Description	Art. No.		
Expansion dowel	F092083119		
For press fitting	F092083117		
For screw fitting	F092083116		



5 For drawer side cover cap, see page 406	

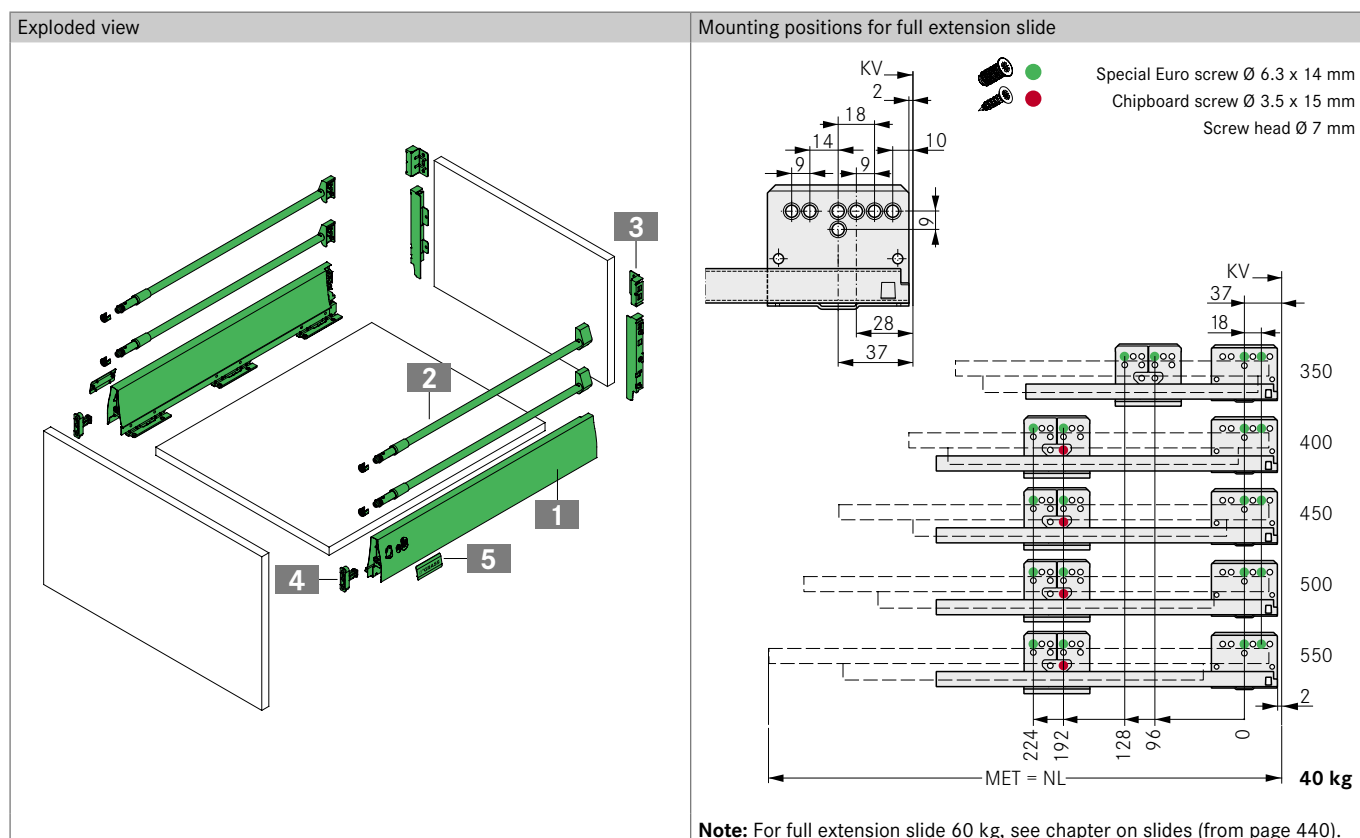
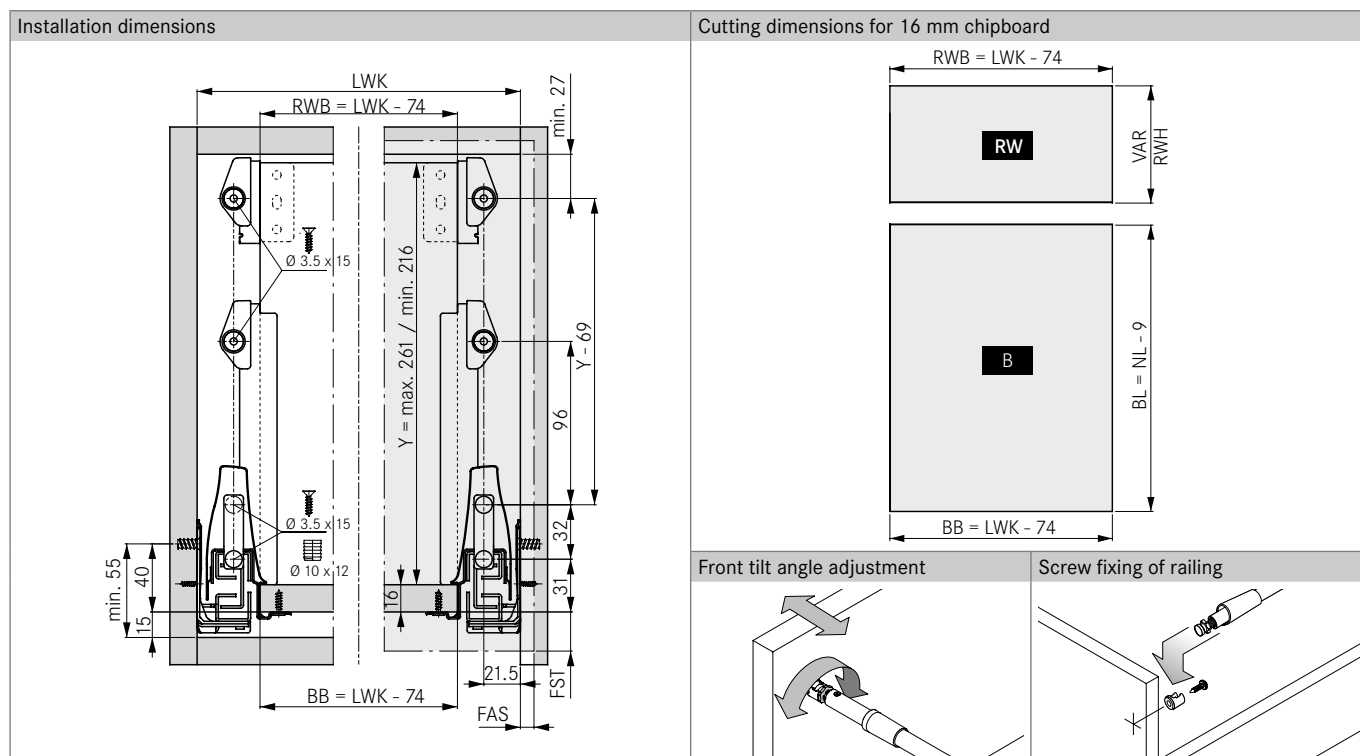


PAGE REFERENCES

Slides	438	Application examples	456	Sensomatic	617
Single sets	446	Technical information	460	Assembly technology	637
Accessories	454	Organising systems	591	Assembly aids	662


PLANNING DIMENSIONS

All dimensions in millimetres



LEGEND

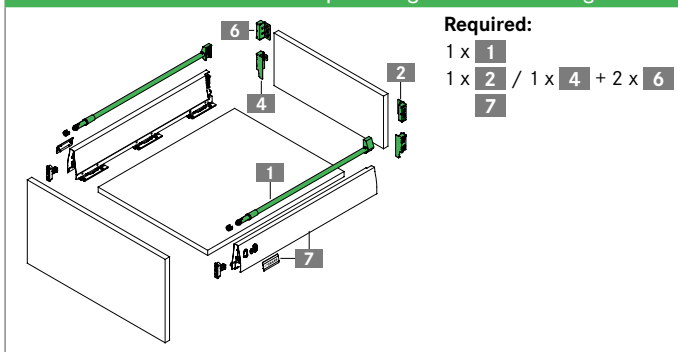
B	Bottom panel	FST	Front overlay	NL	Nominal length
BB	Bottom panel width	KV	Cabinet front edge	RW	Back panel
BL	Bottom panel length	LWK	Inside cabinet width	RWB	Back panel width
FAS	Front overlay, side	MET	Minimum installation depth	RWH	Back panel height



DWD XP

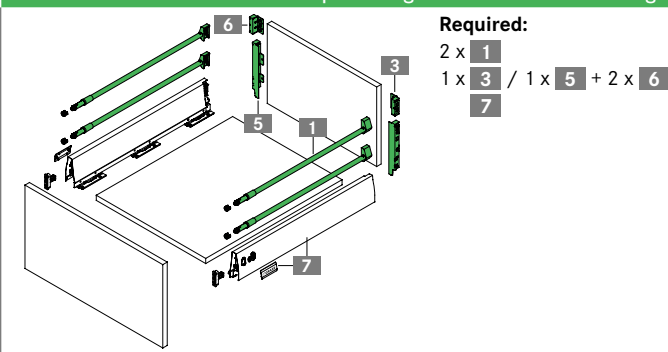
Pot drawer H95 with variable back panel height and round railing

Pot drawer H95 with variable back panel height and round railing



Required:
 1 x 1
 1 x 2 / 1 x 4 + 2 x 6
 7

Pot drawer H95 with variable back panel height and double round railing



Required:
 2 x 1
 1 x 3 / 1 x 5 + 2 x 6
 7

ORDER INFORMATION

- 1 Round railing for screw fitting**
 Set: railing, railing holder (front/rear) and cover cap, one left, one right



NL	Aluminium metallic			White			Stone		
	Art. No.			Art. No.			Art. No.		
350	F092075875			F092075876			F092136298		
400	F092075878			F092075879			F092136299		
450	F092075881			F092075882			F092136300		
500	F092075884			F092075885			F092136301		
550	F092075887			F092075888			F092136302		
600	F092075890			F092071890			F092136303		
650	F092075892			F092077401			F092136304		

- 2 Clip for variable wooden back panel**
 Set: back panel clip H86 (open) and railing adapter (variable), one left, one right



	Aluminium metallic			White			Stone		
	Art. No.			Art. No.			Art. No.		
	F092082988			F092082989			F092136288		

- 3 Clip for variable wooden back panel**
 Set: back panel clip H182 (open) and railing adapter (variable), one left, one right



	Aluminium metallic			White			Stone		
	Art. No.			Art. No.			Art. No.		
	F092082992			F092082993			F092136289		

- 4 Back panel clip H86 (open) for variable wooden back panel**
 Set: one left, one right




	Aluminium metallic			White			Stone		
	Art. No.			Art. No.			Art. No.		
	F092082969			F092082972			F092136290		


PAGE REFERENCES

Slides	438	Application examples	456	Sensomatic	617
Single sets	446	Technical information	460	Assembly technology	637
Accessories	454	Organising systems	591	Assembly aids	662



1
2
3
4
5
6
7
8

5	Back panel clip H182 (open) for variable wooden back panel										
	Set: one left, one right										
	Aluminium metallic			White			Stone				
	Art. No.		Art. No.		Art. No.						
	F092082978		F092115414		F092136293						

6	Railing adapter (variable)										
	Single item: can be used on left/right										
	Aluminium metallic			White			Stone				
	Art. No.		Art. No.		Art. No.						
	F092082997		F092076725		F092136426						


7	For DWD XP H95 drawer sides and front holder, see page 406	
----------	--	---

LEGEND

NL	Nominal length		
----	----------------	--	--

DWD XP

Pot drawer H95 with TOP add-on



- Elegant add-on system
- Individual design through the use of different insert materials, e.g. glass or plastic
- Can be used for 8 mm slide-in elements
- Tilt angle adjustment integrated into drawer side
- Integrated side and cam height adjustment including locking screw
- Solid front holder
- Safety lock and transport protection

Note:

- Front-bottom connector recommended for KB 800 mm and above (see page 454)

ORDER INFORMATION

1 DWD XP drawer sides H95 without cover caps with integrated tilt angle adjustment Set: one left, one right										
	Aluminium metallic			White			Stone			
NL	Art. No.			Art. No.			Art. No.			
275	F090116723			F090116750			F090136238			
300	F090116726			F090116753			F090136241			
350	F090116729			F090116756			F090136244			
400	F090116732			F090116759			F090136247			
450	F090116735			F090116762			F090136250			
500	F090116738			F090116765			F090136253			
550	F090116741			F090116768			F090136256			
600	F090116744			F090116771			F090136259			
650	F090116747			F090116774			F090136262			

2 Drawer side cover cap with (embossed) GRASS logo or neutral Single item										
	Aluminium metallic			White			Stone			
	Art. No.			Art. No.			Art. No.			
GRASS logo	F092136787			F092136786			F092136788			
Neutral	F092083122			F092083120			F092136265			

3 TOP add-on Set: glass clip (front/back), one left, one right										
	Aluminium metallic			White			Stone			
	Art. No.			Art. No.			Art. No.			
	F092116696			F092116698			F092136357			

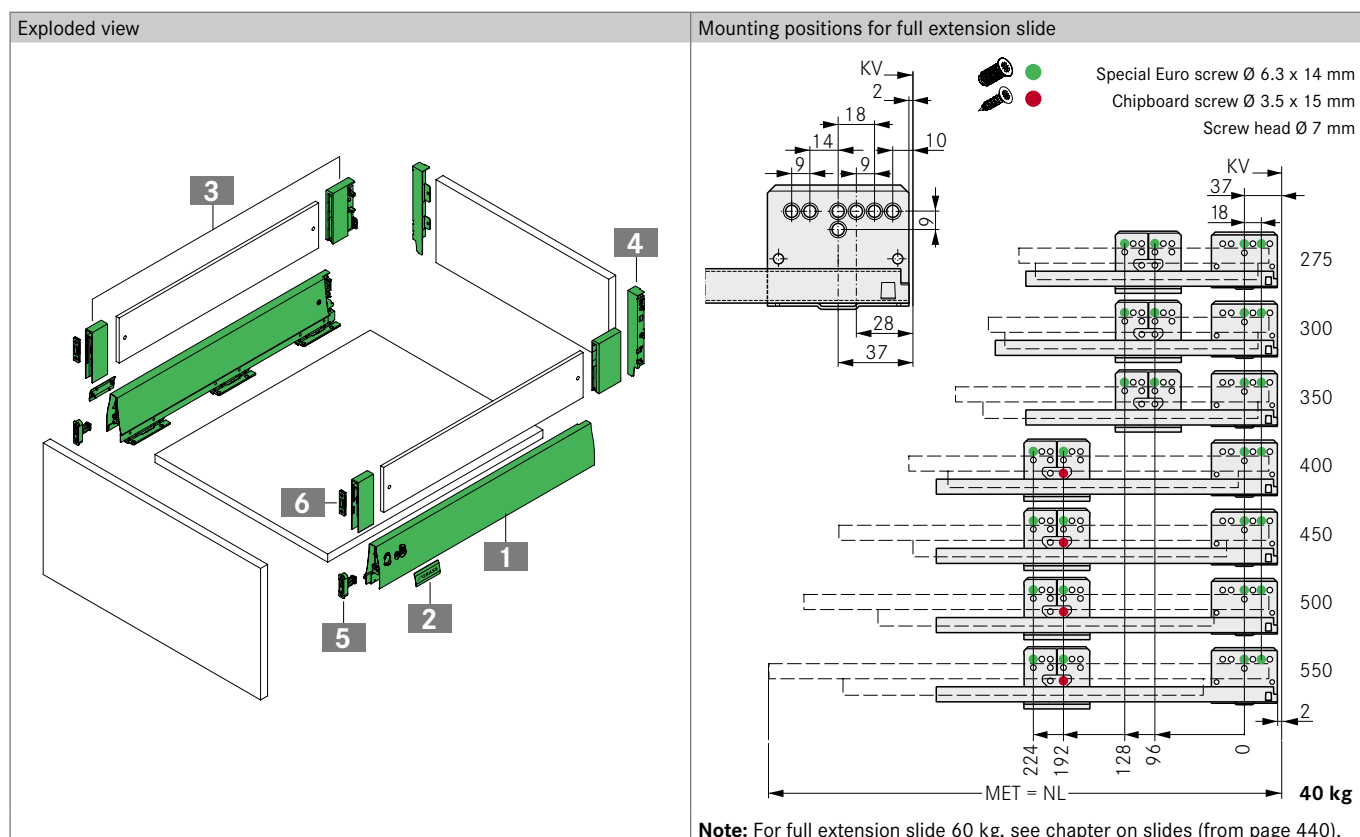
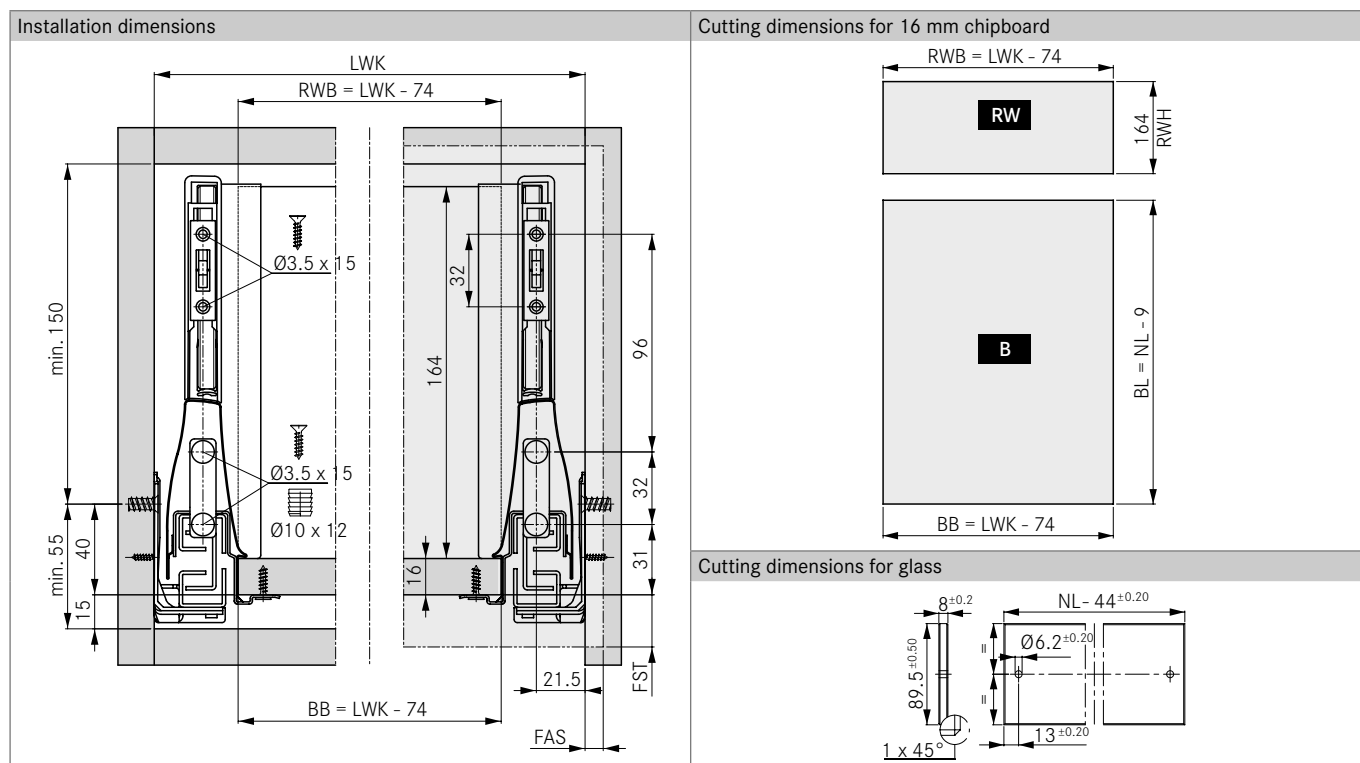
4 Clip H182 for wooden back panel Set: one left, one right										
	Aluminium metallic			White			Stone			
	Art. No.			Art. No.			Art. No.			
	F092082943			F092082946			F092136285			

5 Front holder Single item: can be used on left/right					6 Add-on clip (front) Single item: can be used on left/right				
Description	Art. No.				Description	Art. No.			
Expansion dowel	F092083119				For press fitting	F092072256			
For press fitting	F092083117				For screw fitting	F092072255			
For screw fitting	F092083116								

Slides	438	Accessories	454	Technical information	460
Single sets	446	Application examples	456	Organising systems	591

PLANNING DIMENSIONS

All dimensions in millimetres




LEGEND

B	Bottom panel	FST	Front overlay	NL	Nominal length
BB	Bottom panel width	KV	Cabinet front edge	RW	Back panel
BL	Bottom panel length	LWK	Inside cabinet width	RWB	Back panel width
FAS	Front overlay, side	MET	Minimum installation depth	RWH	Back panel height







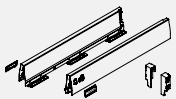
DWD XP

F8 inset drawer H95



- Colour-coordinated aluminium front panel profile for cutting to length
- Smooth inner and outer sides provide a high-quality look
- Same dimensions as standard drawers (inside depth)

ORDER INFORMATION

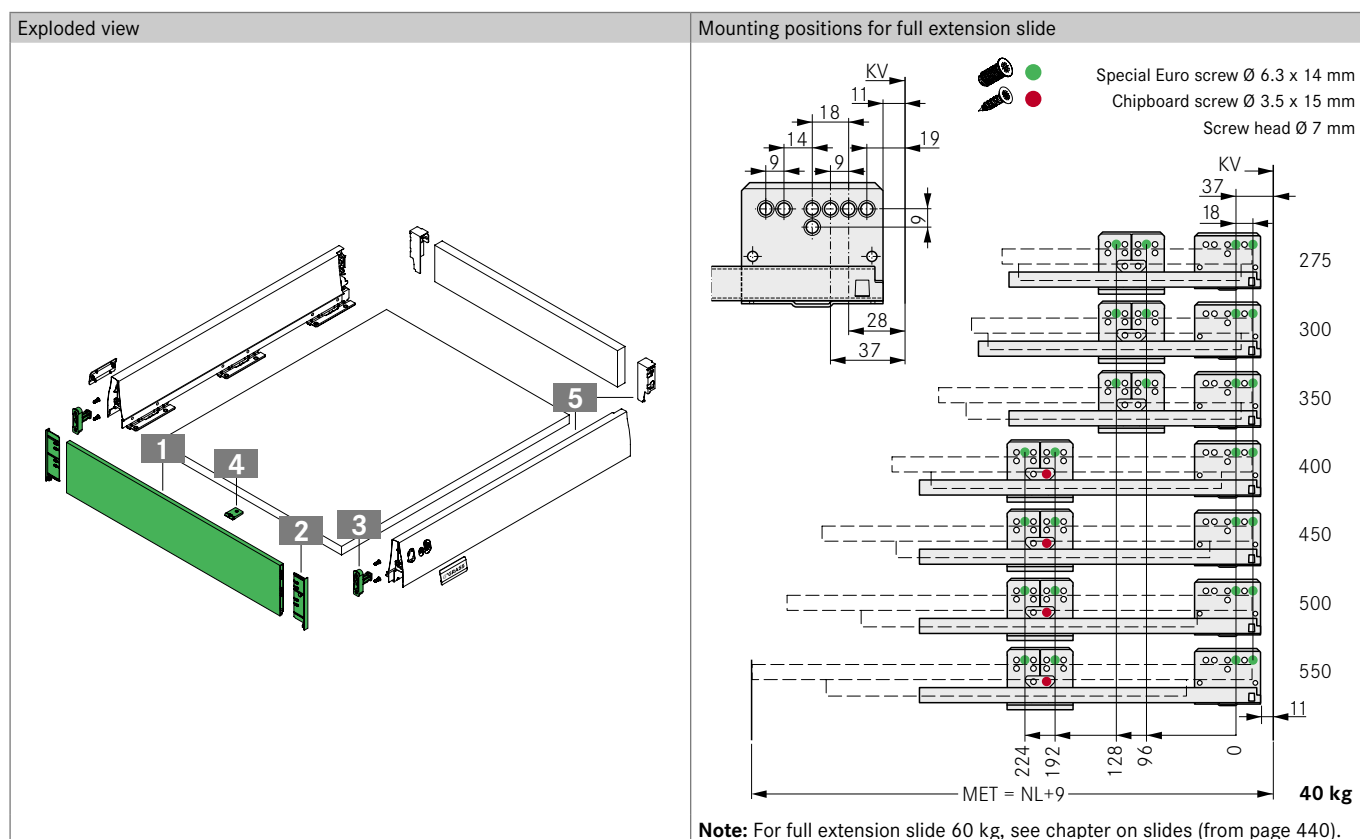
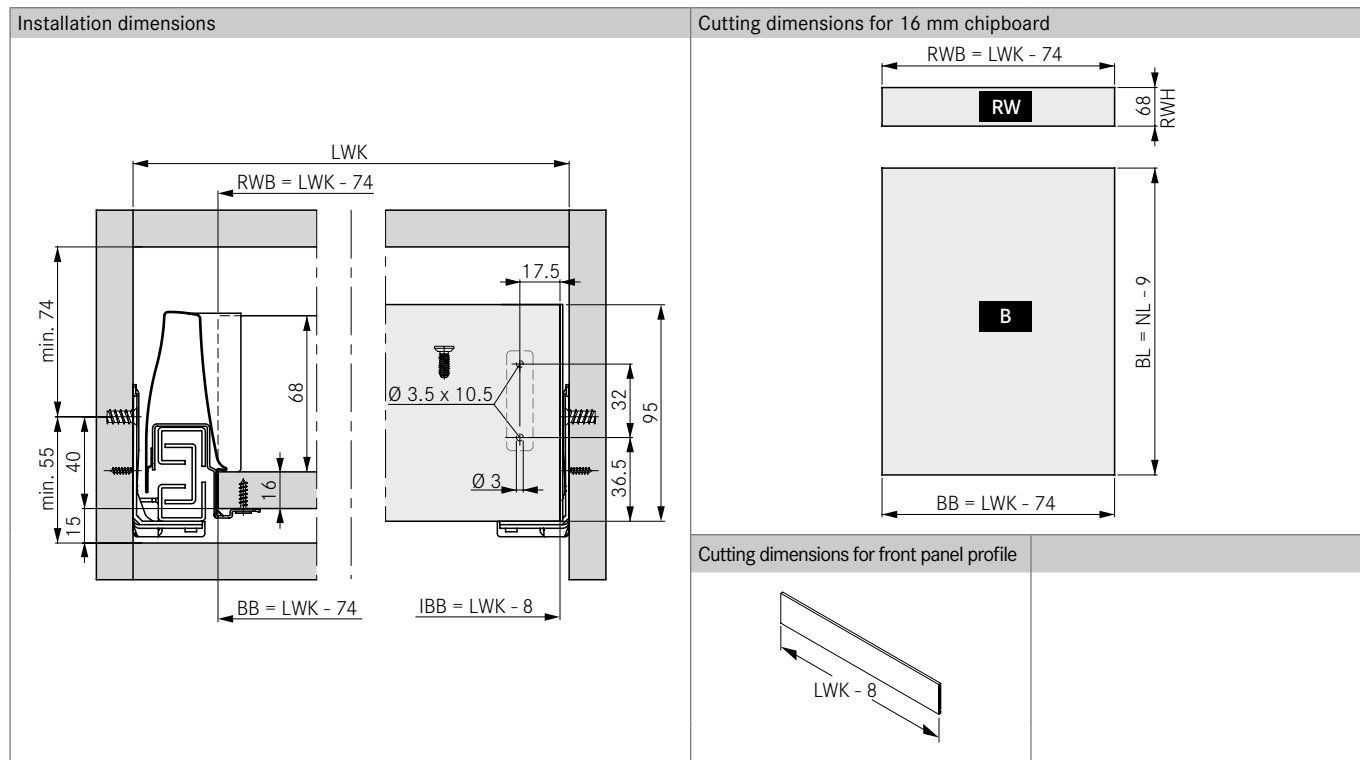
1		F8 inset panel for inset drawer H95												
		Single item: for cutting to length												
L	Aluminium metallic			White			Stone							
	Art. No.			Art. No.			Art. No.							
1160	F092101372			F102101369			F102101371							
2		Cover cap for F8 inset panel												
		Single item: can be used on left/right												
			Aluminium metallic			White			Stone					
			Art. No.			Art. No.			Art. No.					
			F102109572			F102101382			F102101384					
3		Front holder				4		Front-bottom connector (optional)						
		Single item: incl. screws, can be used on left/right						Single item						
		Description		Art. No.		Description		Art. No.						
		For screw fitting		F092101589		Recommended for KB 600 and above		F145117993						
5		DWD XP drawer sides H95 and clip H86 for wooden back panel, see page 406												

PAGE REFERENCES

Slides	438	Application examples	456	Sensomatic	617
Single sets	446	Technical information	460	Assembly technology	637
Accessories	454	Organising systems	591	Assembly aids	662

PLANNING DIMENSIONS

All dimensions in millimetres




LEGEND

B	Bottom panel	KV	Cabinet front edge	NL	Nominal length
BB	Bottom panel width	L	Length	RW	Back panel
BL	Bottom panel length	LWK	Inside cabinet width	RWB	Back panel width
IBB	Inset panel width	MET	Minimum installation depth	RWH	Back panel height



DWD XP

F8 inset drawer H95 with rectangular railing



- Colour-coordinated aluminium front panel profile for cutting to length
- Smooth inner and outer sides provide a high-quality look
- Same dimensions as standard drawers (inside depth)

ORDER INFORMATION

1 F8 inset panel for inset drawer H95 with rectangular railing Single item: for cutting to length													
L	Aluminium metallic			White			Stone						
	Art. No.			Art. No.			Art. No.						
1160	F092101380			F102101377			F102101379						

2 Cover cap for F8 inset panel Single item: can be used on left/right															
			Aluminium metallic			White			Stone						
			Art. No.			Art. No.			Art. No.						
			F102109573			F102101449			F102101451						

3 Rectangular railing for screw fitting Set: railing, railing holder (rear) and cover cap, one left, one right													
NL	Aluminium metallic			White			Stone						
	Art. No.			Art. No.			Art. No.						
350	F092135988			F092135989			F092136334						
400	F092077409			F092072183			F092136335						
450	F092077410			F092072184			F092136336						
500	F092077411			F092072185			F092136337						
550	F092077412			F092072186			F092136338						
600	F092135990			F092135991			F092136339						
650	F092135993			F092135994			F092136340						

4 Front holder Single item: incl. screws, can be used on left/right								5 Railing holder (front) Single item: incl. screws, can be used on left/right							
Description				Art. No.				Description				Art. No.			
For screw fitting				F092101589				For screw fitting				F102101587			

6 Front-bottom connector (optional) Single item							
Description				Art. No.			
Recommended for KB 600 and above				F145117993			

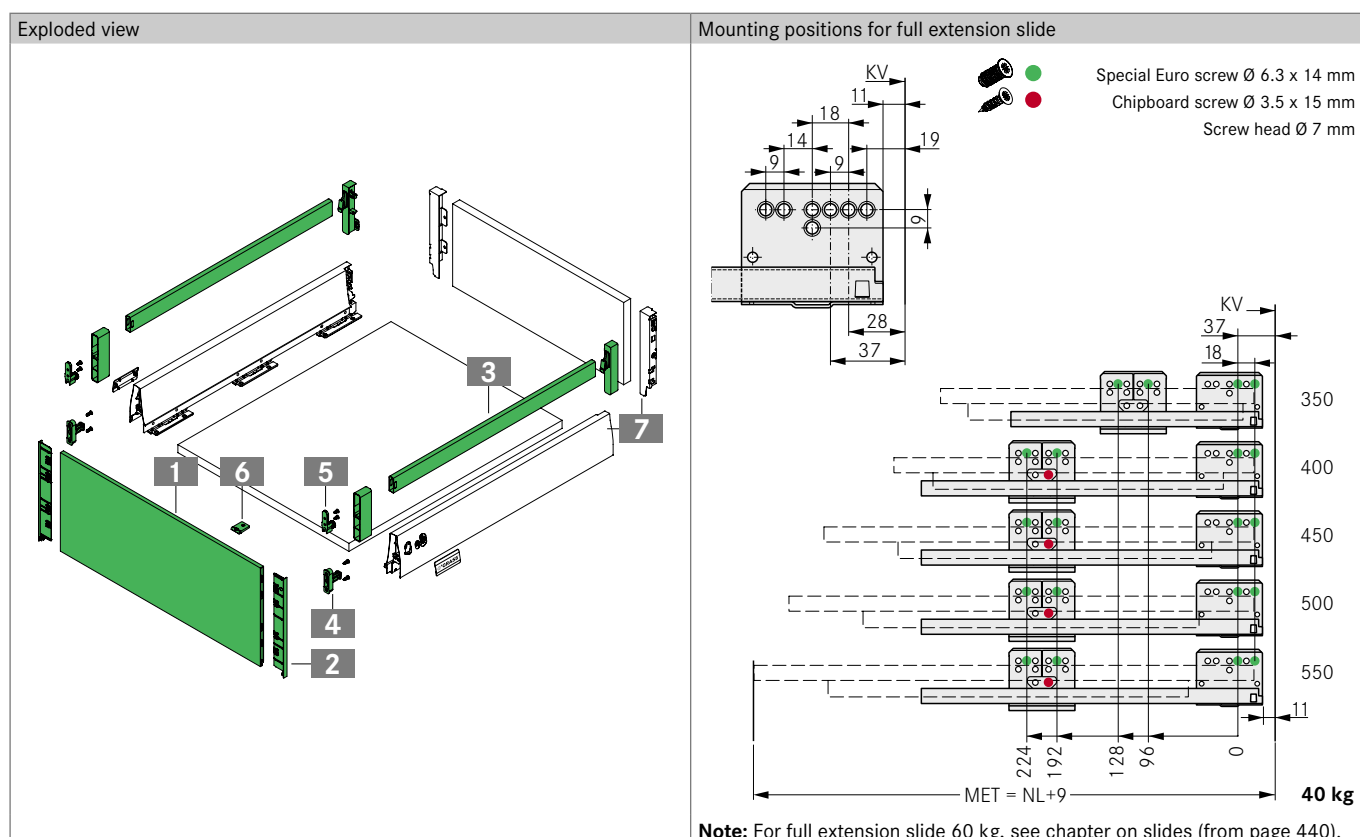
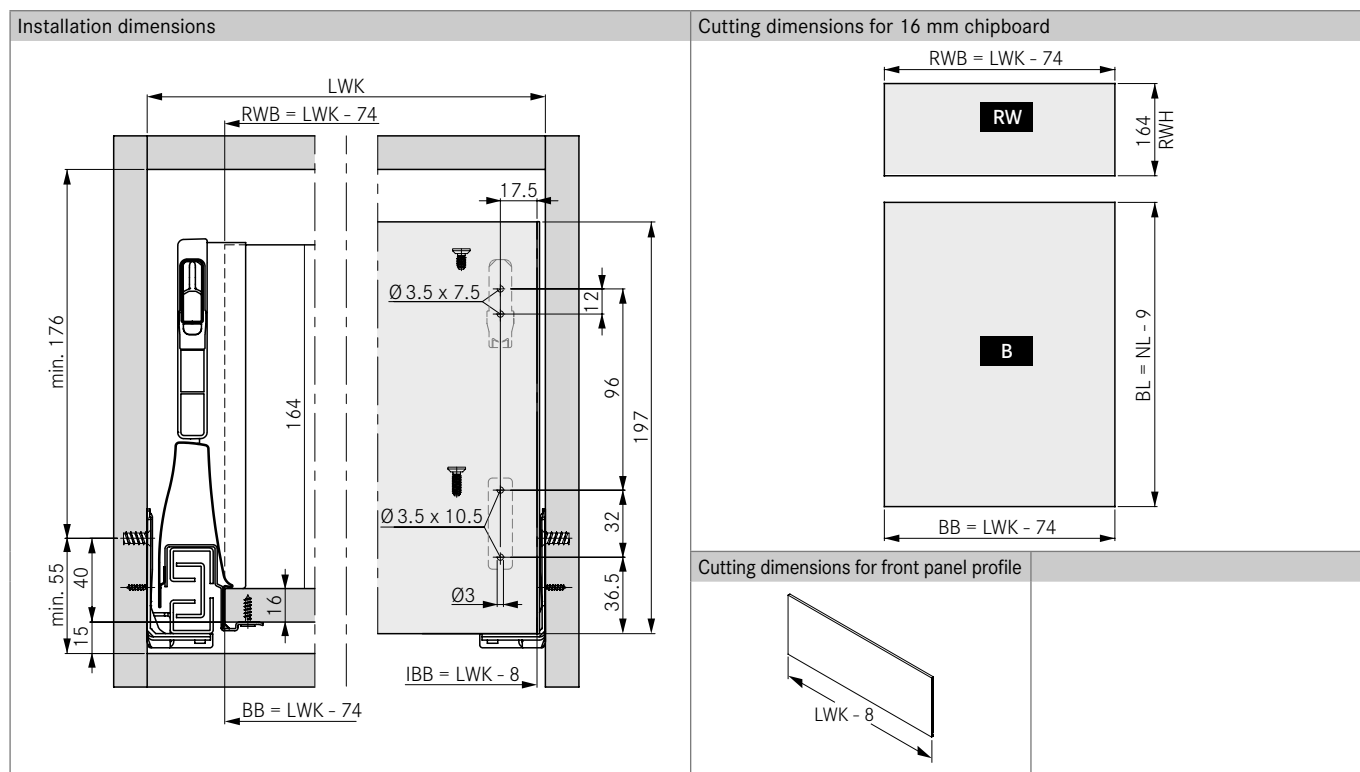
7 DWD XP drawer sides H95 and clip H182 for wooden back panel, see page 408							
---	--	--	--	--	--	--	--

PAGE REFERENCES

Slides	438	Application examples	456	Sensomatic	617
Single sets	446	Technical information	460	Assembly technology	637
Accessories	454	Organising systems	591	Assembly aids	662


PLANNING DIMENSIONS

All dimensions in millimetres




LEGEND

B	Bottom panel	KV	Cabinet front edge	NL	Nominal length
BB	Bottom panel width	L	Length	RW	Back panel
BL	Bottom panel length	LWK	Inside cabinet width	RWB	Back panel width
IBB	Inset panel width	MET	Minimum installation depth	RWH	Back panel height





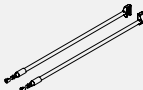



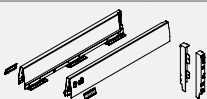
DWD XP

F8 inset drawer H95 with round railing



- Colour-coordinated aluminium front panel profile for cutting to length
- Smooth inner and outer sides provide a high-quality look
- Same dimensions as standard drawers (inside depth)

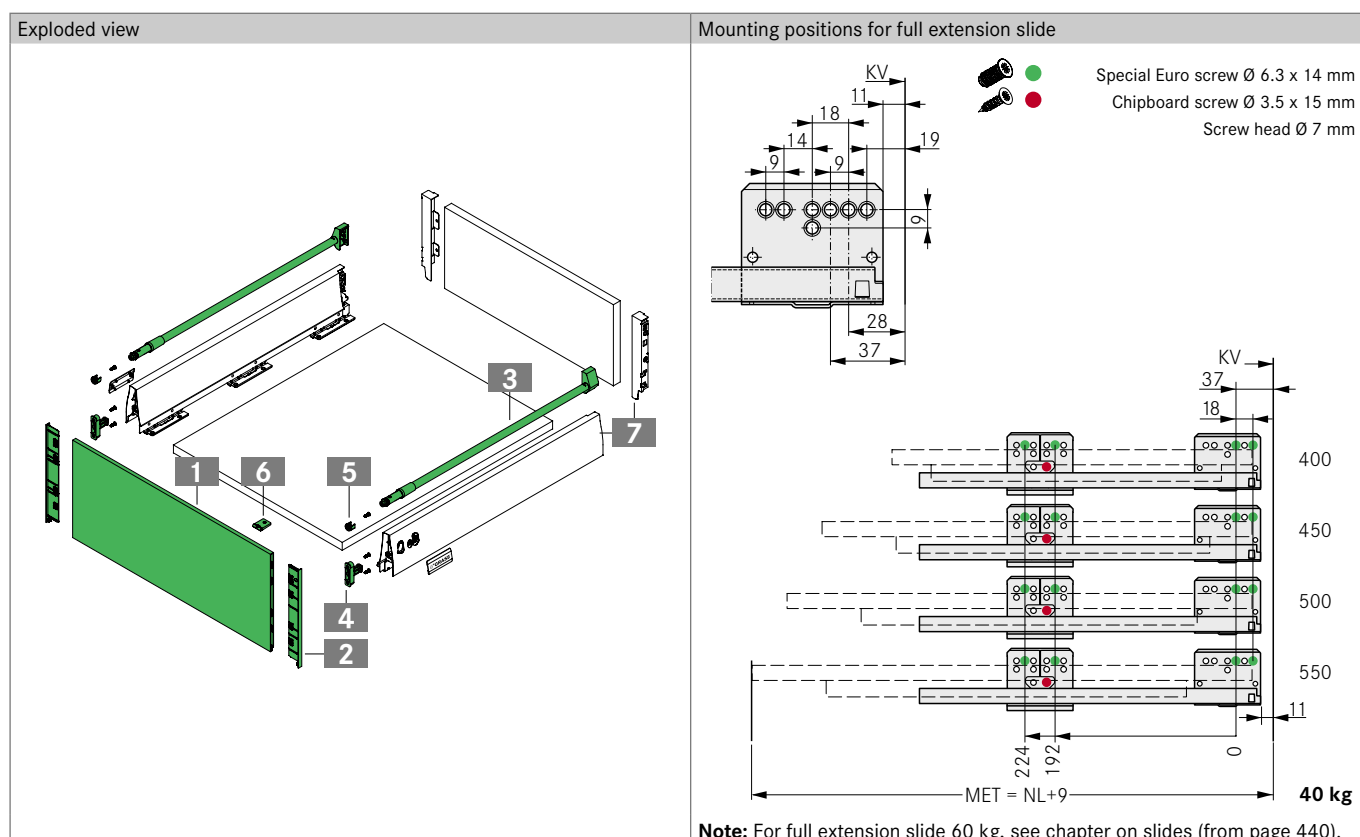
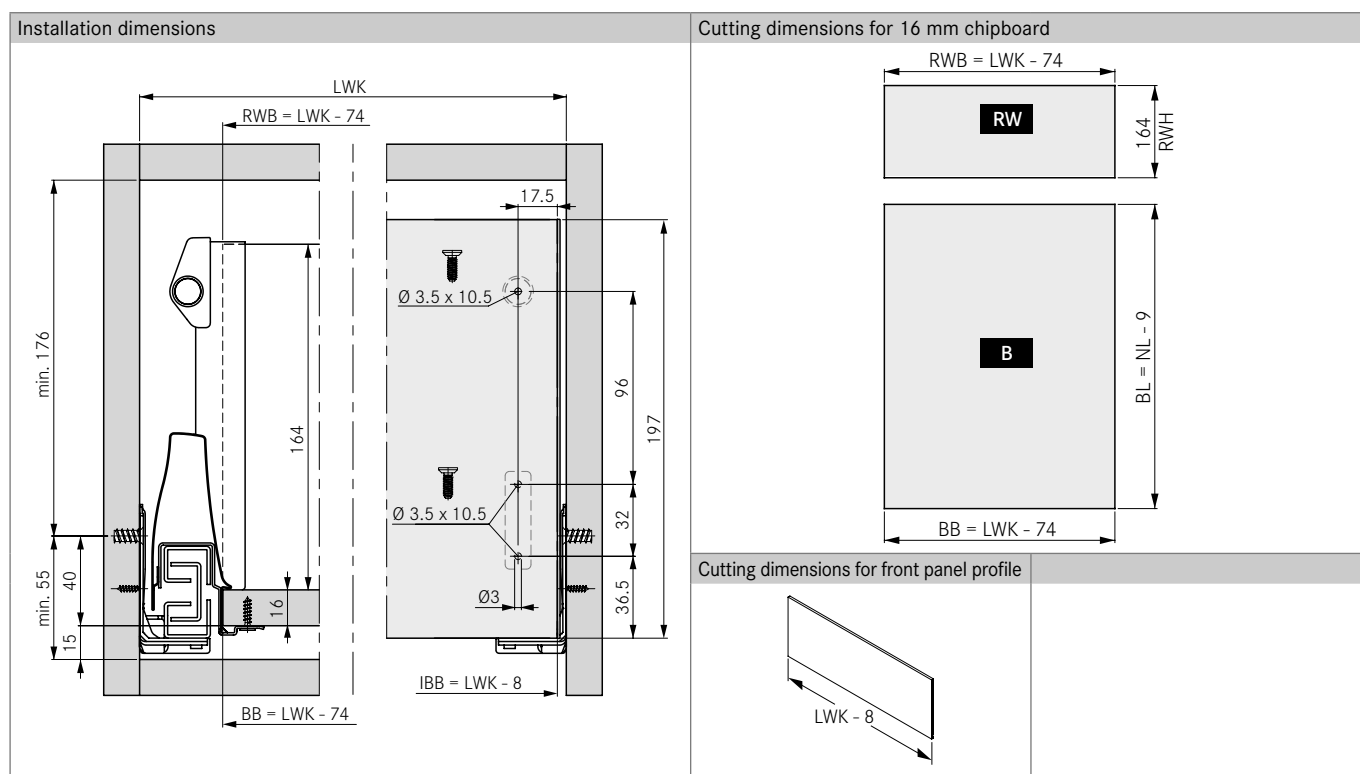
ORDER INFORMATION

1 F8 inset panel for inset drawer H95 with round railing Single item: for cutting to length															
L	Aluminium metallic			White			Stone								
	Art. No.			Art. No.			Art. No.								
1160	F092101380			F102101377			F102101379								
2 Cover cap for F8 inset panel Single item: can be used on left/right															
			Aluminium metallic			White			Stone						
			Art. No.			Art. No.			Art. No.						
			F102109573			F102101449			F102101451						
3 Round railing for screw fitting Set: railing, railing holder (front/rear) and cover cap, one left, one right															
NL	Aluminium metallic			White			Stone								
	Art. No.			Art. No.			Art. No.								
400	F092075878			F092075879			F092136299								
450	F092075881			F092075882			F092136300								
500	F092075884			F092075885			F092136301								
550	F092075887			F092075888			F092136302								
600	F092075890			F092071890			F092136303								
4 Front holder Single item: incl. screws, can be used on left/right								5 Railing holder (front) Single item: incl. screw, can be used on left/right							
Description				Art. No.				Description				Art. No.			
For screw fitting				F092101589				For screw fitting				F092101590			
6 Front-bottom connector (optional) Single item															
Description				Art. No.											
Recommended for KB 600 and above				F145117993											
7 DWD XP drawer sides H95 and clip H182 for wooden back panel, see page 412															

Slides	438	Application examples	456	Sensomatic	617
Single sets	446	Technical information	460	Assembly technology	637
Accessories	454	Organising systems	591	Assembly aids	662

PLANNING DIMENSIONS

All dimensions in millimetres



LEGEND

B	Bottom panel	KV	Cabinet front edge	NL	Nominal length
BB	Bottom panel width	L	Length	RW	Back panel
BL	Bottom panel length	LWK	Inside cabinet width	RWB	Back panel width
IBB	Inset panel width	MET	Minimum installation depth	RWH	Back panel height





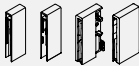


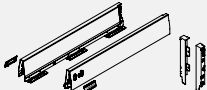
DWD XP

F8 inset drawer H95 with TOP add-on



- Colour-coordinated aluminium front panel profile for cutting to length
- Smooth inner and outer sides provide a high-quality look
- Same dimensions as standard drawers (inside depth)

ORDER INFORMATION

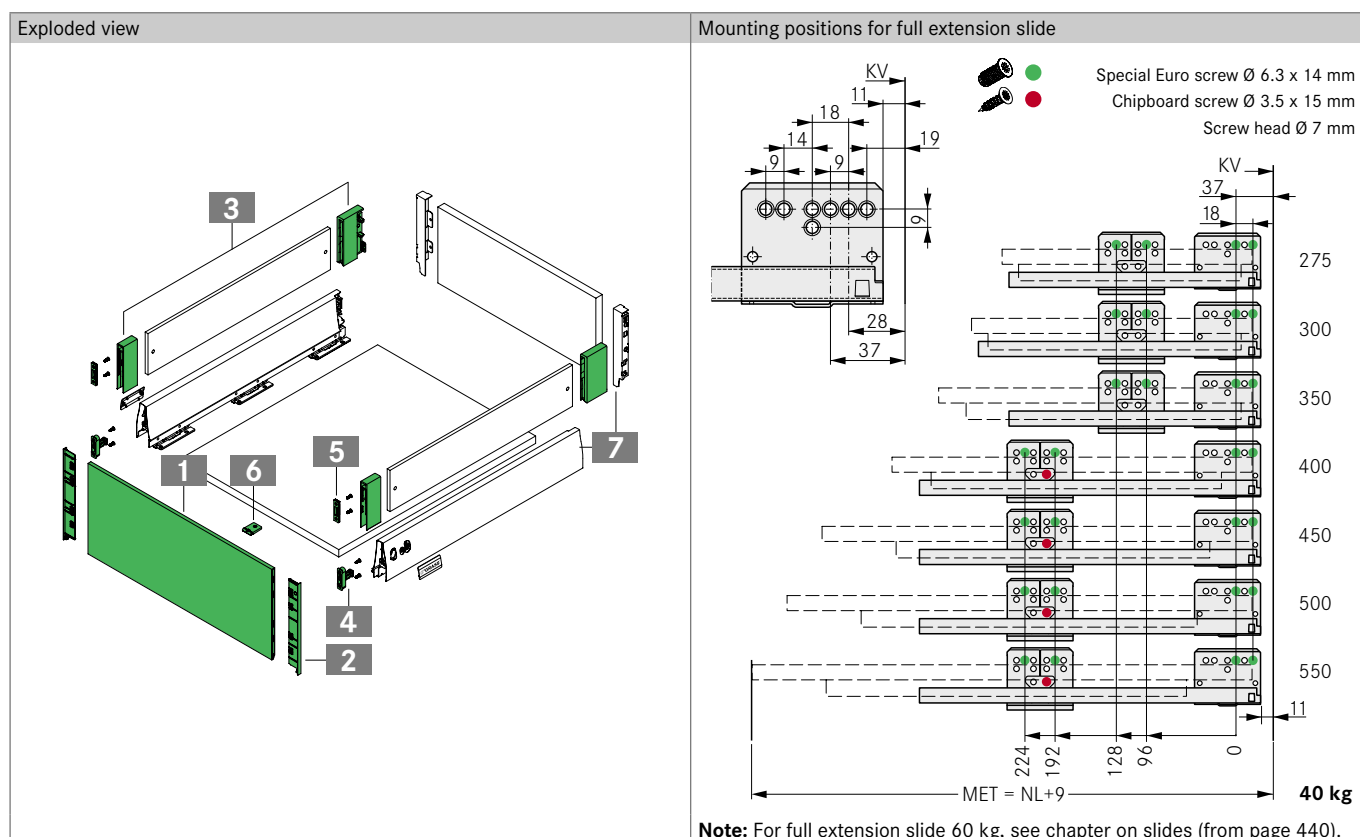
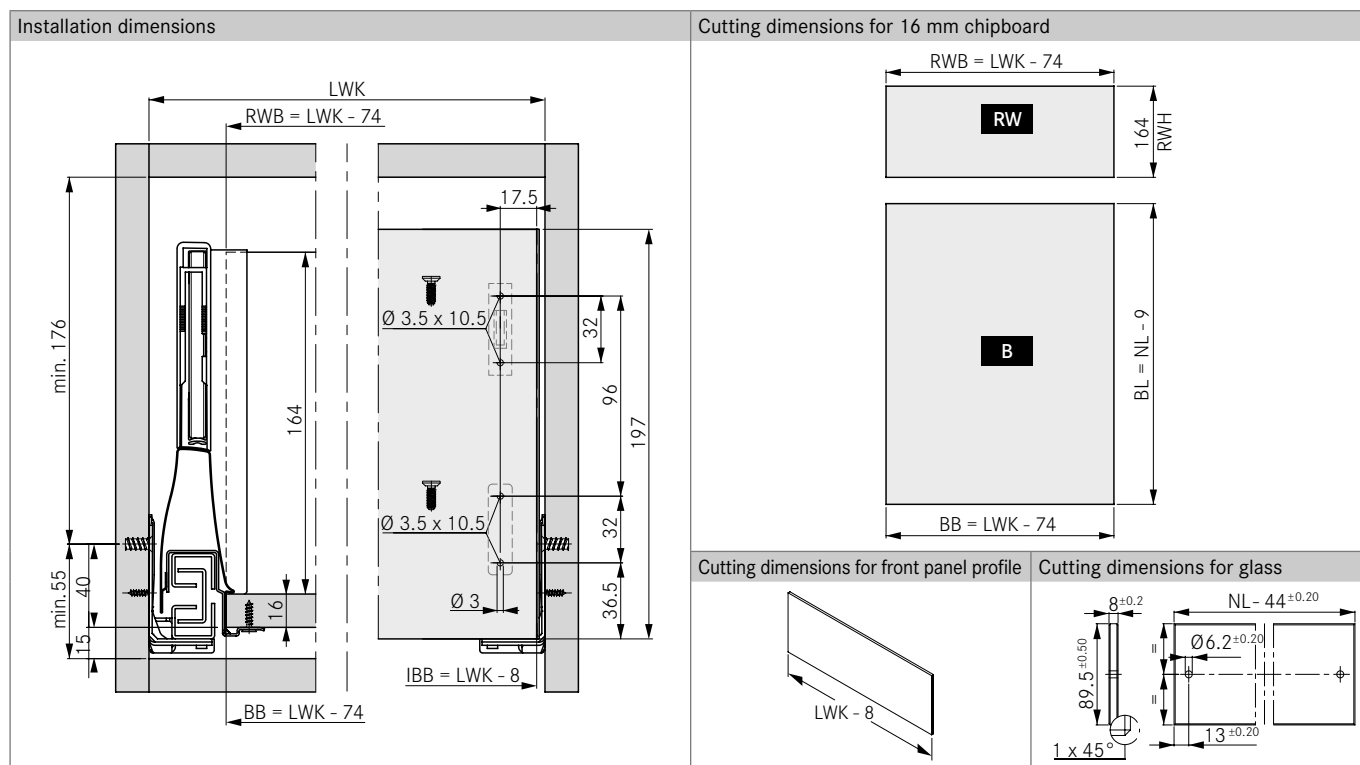
1 F8 inset panel for inset drawer H95 with TOP add-on Single item: for cutting to length			
L	Aluminium metallic	White	Stone
	Art. No.	Art. No.	Art. No.
1160	F092101380	F102101377	F102101379
2 Cover cap for F8 inset panel Single item: can be used on left/right			
	Aluminium metallic	White	Stone
	Art. No.	Art. No.	Art. No.
	F102109573	F102101449	F102101451
3 TOP add-on Set: glass clip (front/back), one left, one right			
	Aluminium metallic	White	Stone
	Art. No.	Art. No.	Art. No.
	F092116696	F092116698	F092136357
4 Front holder Single item: incl. screws, can be used on left/right			5 Add-on clip (front) Single item: incl. screws, can be used on left/right
Description	Art. No.	Description	Art. No.
For screw fitting	F092101589	For screw fitting	F092101588
6 Front-bottom connector (optional) Single item			
Description	Art. No.		
Recommended for KB 600 and above	F145117993		
7 DWD XP drawer sides H95 and clip H182 for wooden back panel, see page 406 and 408			

PAGE REFERENCES

Slides	438	Application examples	456	Sensomatic	617
Single sets	446	Technical information	460	Assembly technology	637
Accessories	454	Organising systems	591	Assembly aids	662

PLANNING DIMENSIONS

All dimensions in millimetres




LEGEND

B	Bottom panel	KV	Cabinet front edge	NL	Nominal length
BB	Bottom panel width	L	Length	RW	Back panel
BL	Bottom panel length	LWK	Inside cabinet width	RWB	Back panel width
IBB	Inset panel width	MET	Minimum installation depth	RWH	Back panel height





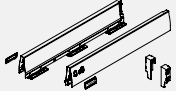
DWD XP

Inset drawer H95



- Colour-coordinated aluminium front panel profile for cutting to length
- Easy to install

ORDER INFORMATION

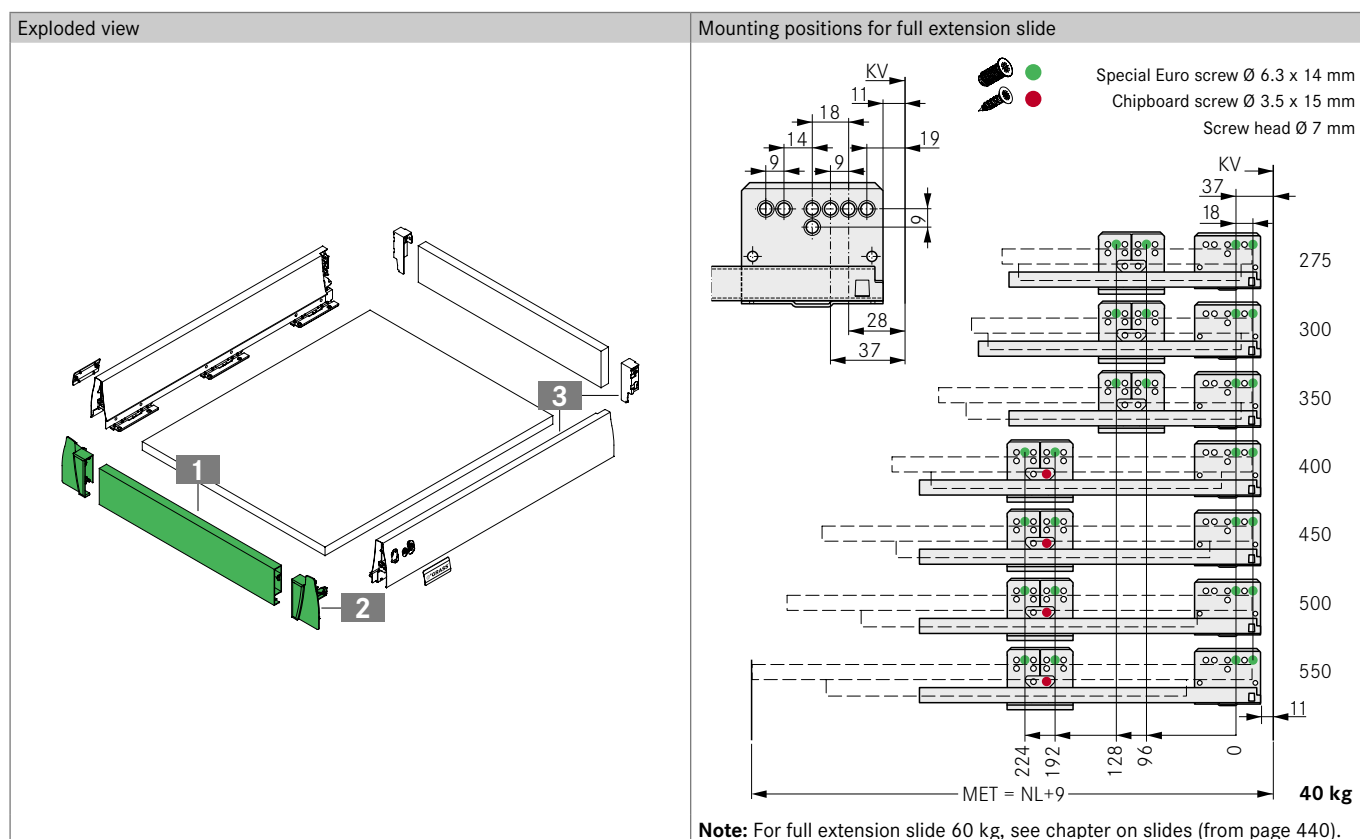
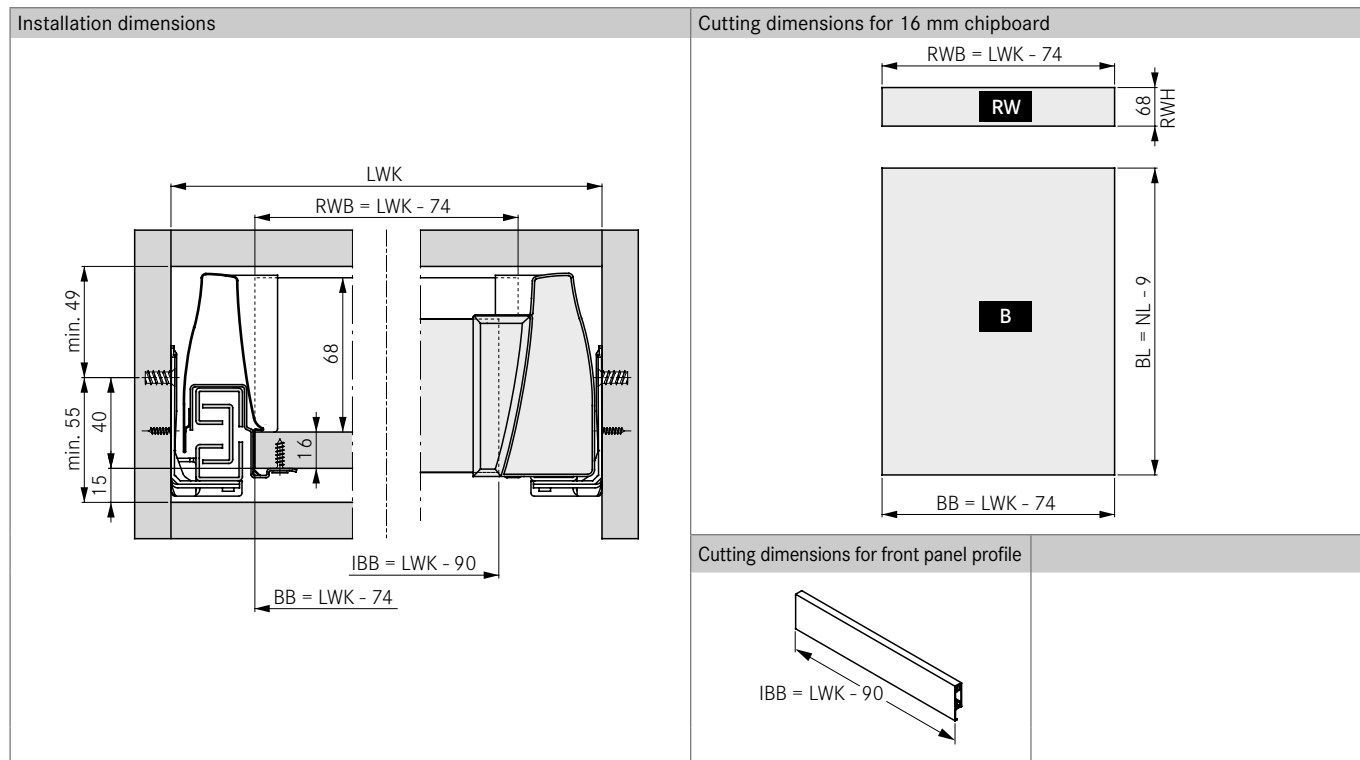
1 Inset panel for inset drawer H95 Single item: for cutting to length													
L	Aluminium metallic			White			Stone						
	Art. No.			Art. No.			Art. No.						
1077	F092083056			F092083077			F092136346						
2 Clip for inset panel Set: one left, one right													
3 DWD XP drawer sides H95 and clip H86 for wooden back panel, see page 406													

PAGE REFERENCES

Slides	438	Application examples	456	Sensomatic	617
Single sets	446	Technical information	460	Assembly technology	637
Accessories	454	Organising systems	591	Assembly aids	662

PLANNING DIMENSIONS

All dimensions in millimetres



LEGEND

B	Bottom panel	KV	Cabinet front edge	NL	Nominal length
BB	Bottom panel width	L	Length	RW	Back panel
BL	Bottom panel length	LWK	Inside cabinet width	RWB	Back panel width
IBB	Inset panel width	MET	Minimum installation depth	RWH	Back panel height

1

2

3

4

5


6

7

8


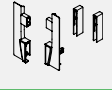


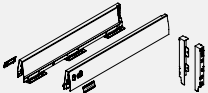
DWD XP

Inset drawer H95 with rectangular railing



- Colour-coordinated aluminium front panel profile for cutting to length
- Easy to install

ORDER INFORMATION

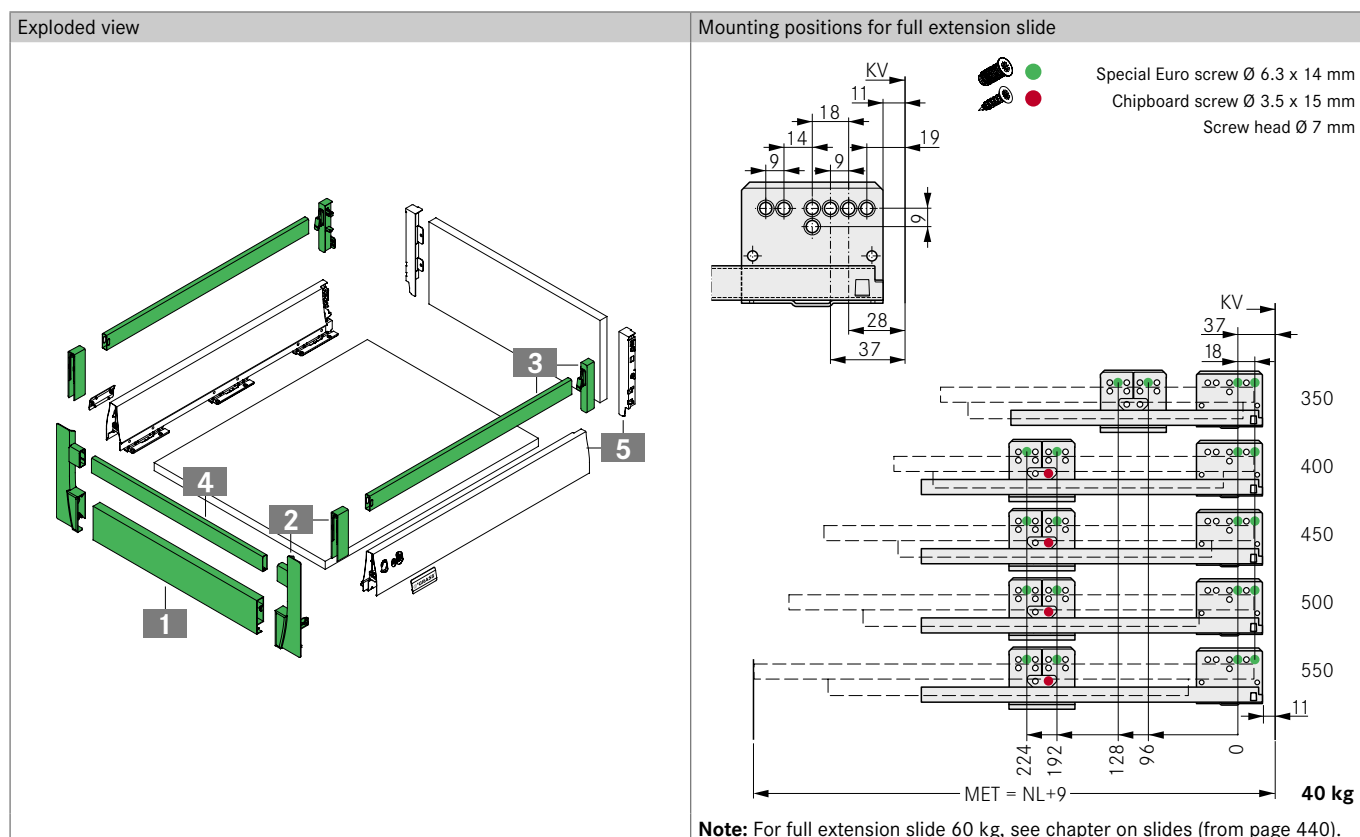
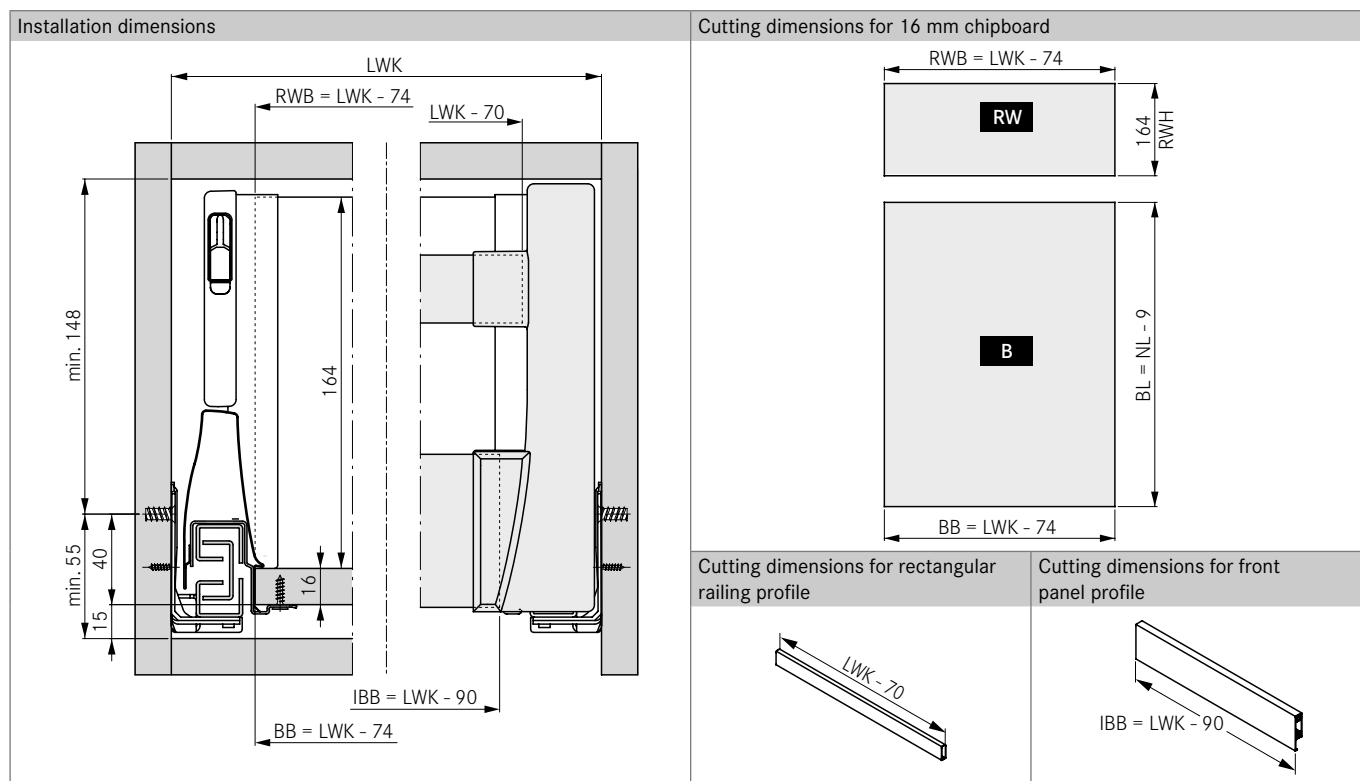
1 Inset panel for inset drawer H95 with rectangular railing Single item: for cutting to length													
L	Aluminium metallic			White			Stone						
	Art. No.			Art. No.			Art. No.						
1077	F092083056			F092083077			F092136346						
2 Clip for inset panel and rectangular railing Set: clip and cover cap, one left, one right													
	Aluminium metallic			White			Stone						
	Art. No.			Art. No.			Art. No.						
	F092077415			F092077416			F092136345						
3 Rectangular railing for screw fitting Set: railing and railing holder (rear), one left, one right													
NL	Aluminium metallic			White			Stone						
	Art. No.			Art. No.			Art. No.						
350	F092135988			F092135989			F092136334						
400	F092077409			F092072183			F092136335						
450	F092077410			F092072184			F092136336						
500	F092077411			F092072185			F092136337						
550	F092077412			F092072186			F092136338						
600	F092135990			F092135991			F092136339						
650	F092135993			F092135994			F092136340						
4 Rectangular cross railing Single item: for cutting to length													
L	Aluminium metallic			White			Stone						
	Art. No.			Art. No.			Art. No.						
1150	F092077417			F092076916			F092136342						
5 DWD XP drawer sides H95 and clip H182 for wooden back panel, see page 406 and 408													

PAGE REFERENCES

Slides	438	Application examples	456	Sensomatic	617
Single sets	446	Technical information	460	Assembly technology	637
Accessories	454	Organising systems	591	Assembly aids	662


PLANNING DIMENSIONS

All dimensions in millimetres



LEGEND

B	Bottom panel	KV	Cabinet front edge	NL	Nominal length
BB	Bottom panel width	L	Length	RW	Back panel
BL	Bottom panel length	LWK	Inside cabinet width	RWB	Back panel width
IBB	Inset panel width	MET	Minimum installation depth	RWH	Back panel height







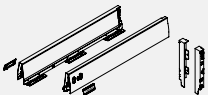
DWD XP

Inset drawer H95 with round railing



- Colour-coordinated aluminium front panel profile for cutting to length
- Easy to install

ORDER INFORMATION

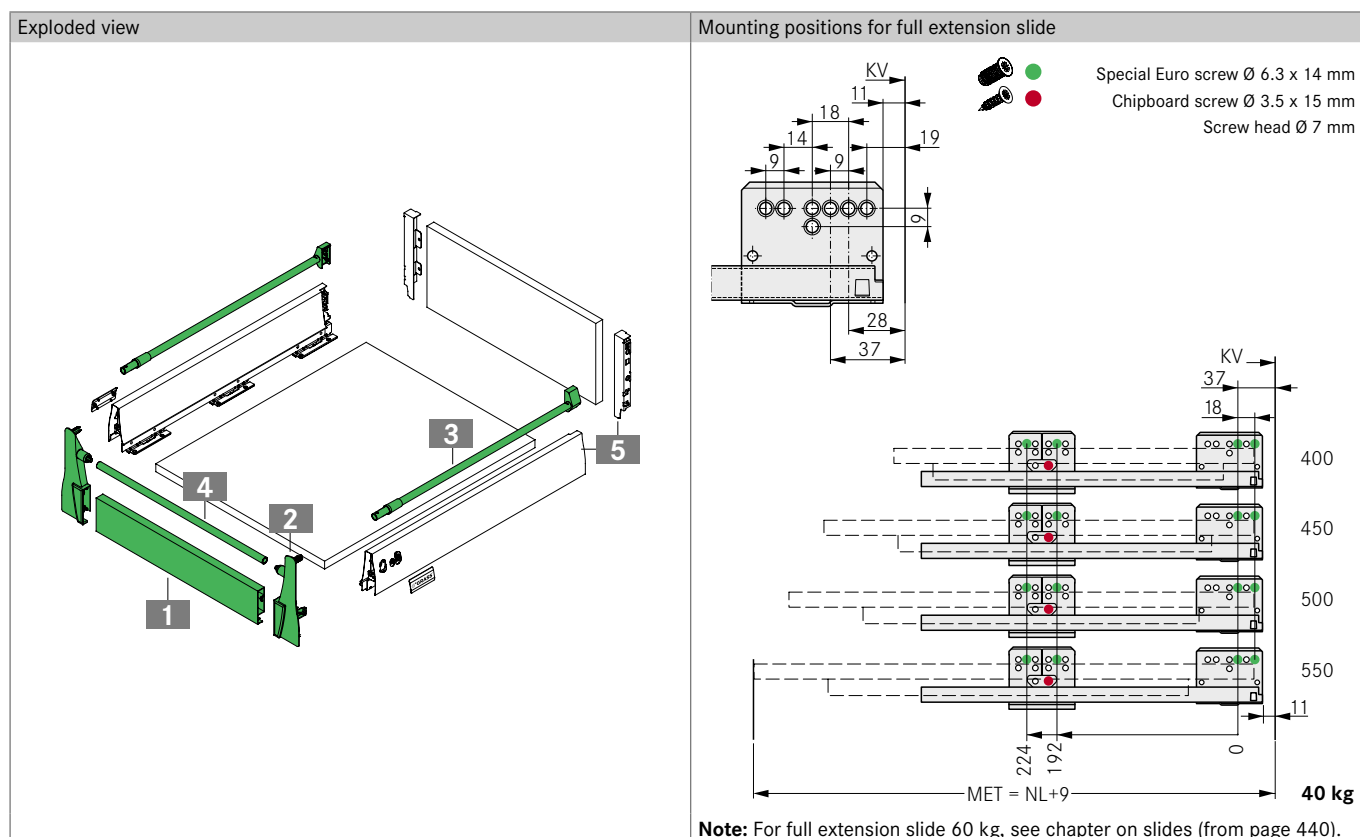
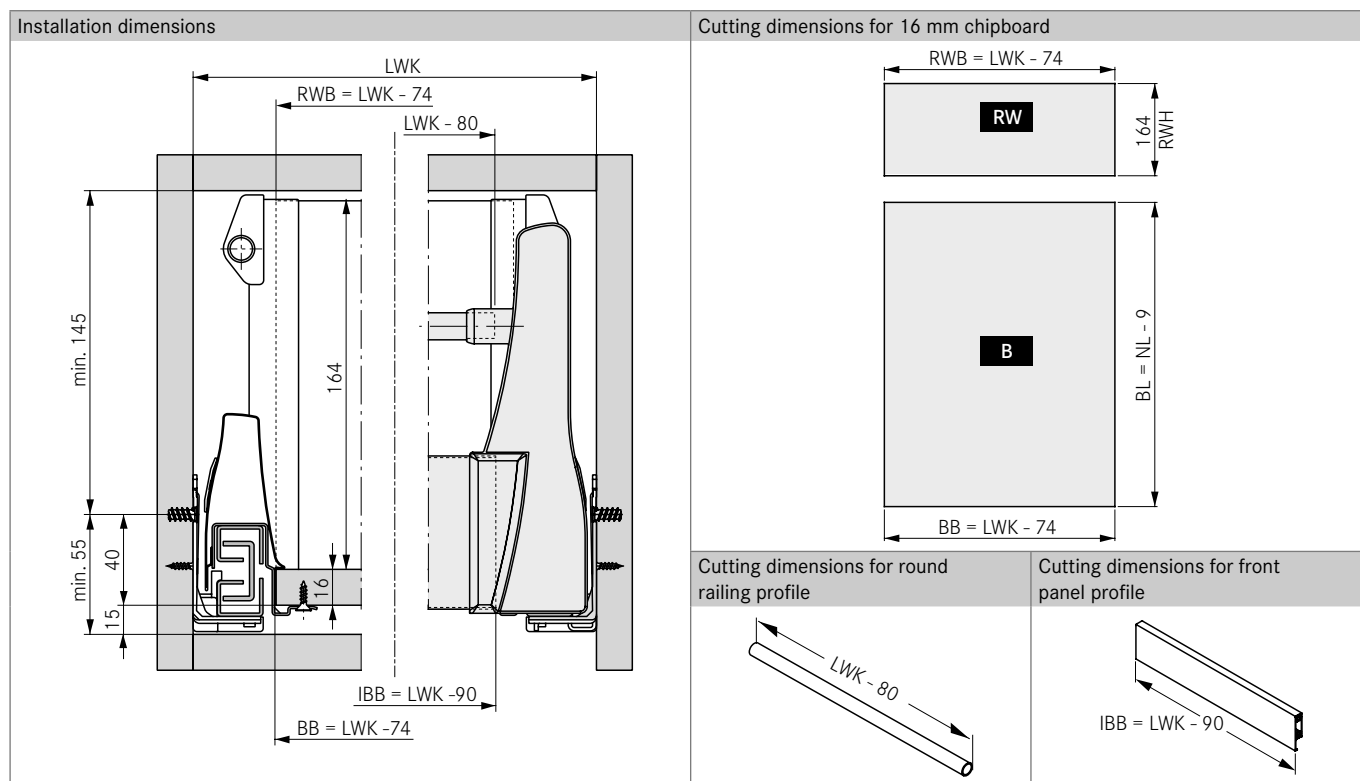
1 Inset panel for inset drawer H95 with round railing Single item: for cutting to length													
L	Aluminium metallic			White			Stone						
	Art. No.			Art. No.			Art. No.						
1077	F092083056			F092083077			F092136346						
2 Clip for inset panel and round railing Set: clip, one left, one right													
	Aluminium metallic			White			Stone						
	Art. No.			Art. No.			Art. No.						
	F092083101			F092076841			F092136344						
3 Round railing for inset drawer Set: railing, railing holder (rear) and cover cap, one left, one right													
NL	Aluminium metallic			White			Stone						
	Art. No.			Art. No.			Art. No.						
400	F092075878			F092075879			F092136299						
450	F092075881			F092075882			F092136300						
500	F092075884			F092075885			F092136301						
550	F092075887			F092075888			F092136302						
600	F092075890			F092071890			F092136303						
4 Round cross railing Single item: for cutting to length													
L	Aluminium metallic			White			Stone						
	Art. No.			Art. No.			Art. No.						
1087	F092082461			F092082479			F092136341						
5 DWD XP drawer sides H95 and clip H182 for wooden back panel, see page 412													

PAGE REFERENCES

Slides	438	Application examples	456	Sensomatic	617
Single sets	446	Technical information	460	Assembly technology	637
Accessories	454	Organising systems	591	Assembly aids	662

PLANNING DIMENSIONS

All dimensions in millimetres



LEGEND

B	Bottom panel	KV	Cabinet front edge	NL	Nominal length
BB	Bottom panel width	L	Length	RW	Back panel
BL	Bottom panel length	LWK	Inside cabinet width	RWB	Back panel width
IBB	Inset panel width	MET	Minimum installation depth	RWH	Back panel height






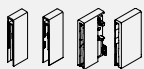
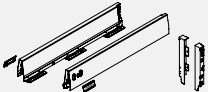
DWD XP

Inset drawer H95 with rectangular railing and TOP add-on



- Elegant add-on system
- Colour-coordinated aluminium front panel profile for cutting to length
- Easy to install

ORDER INFORMATION

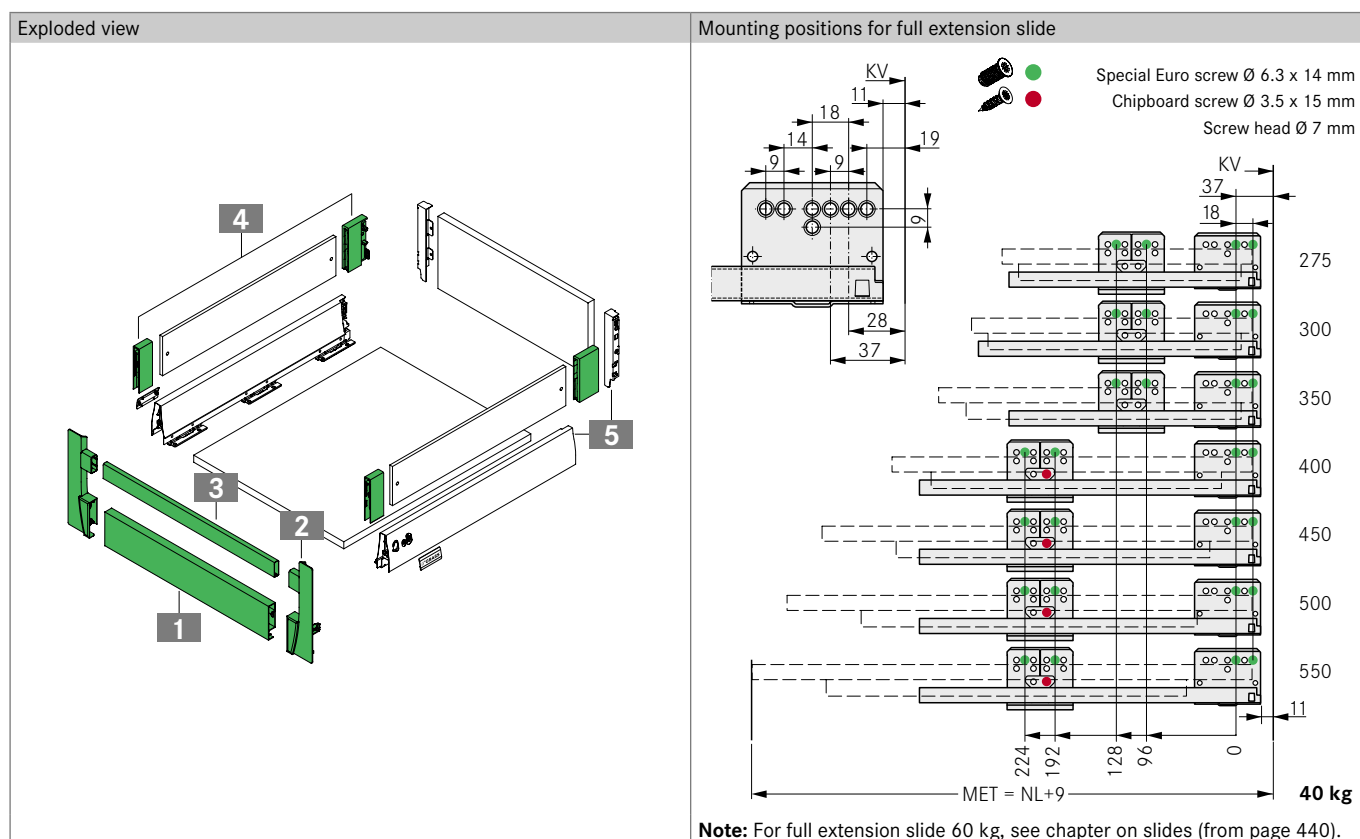
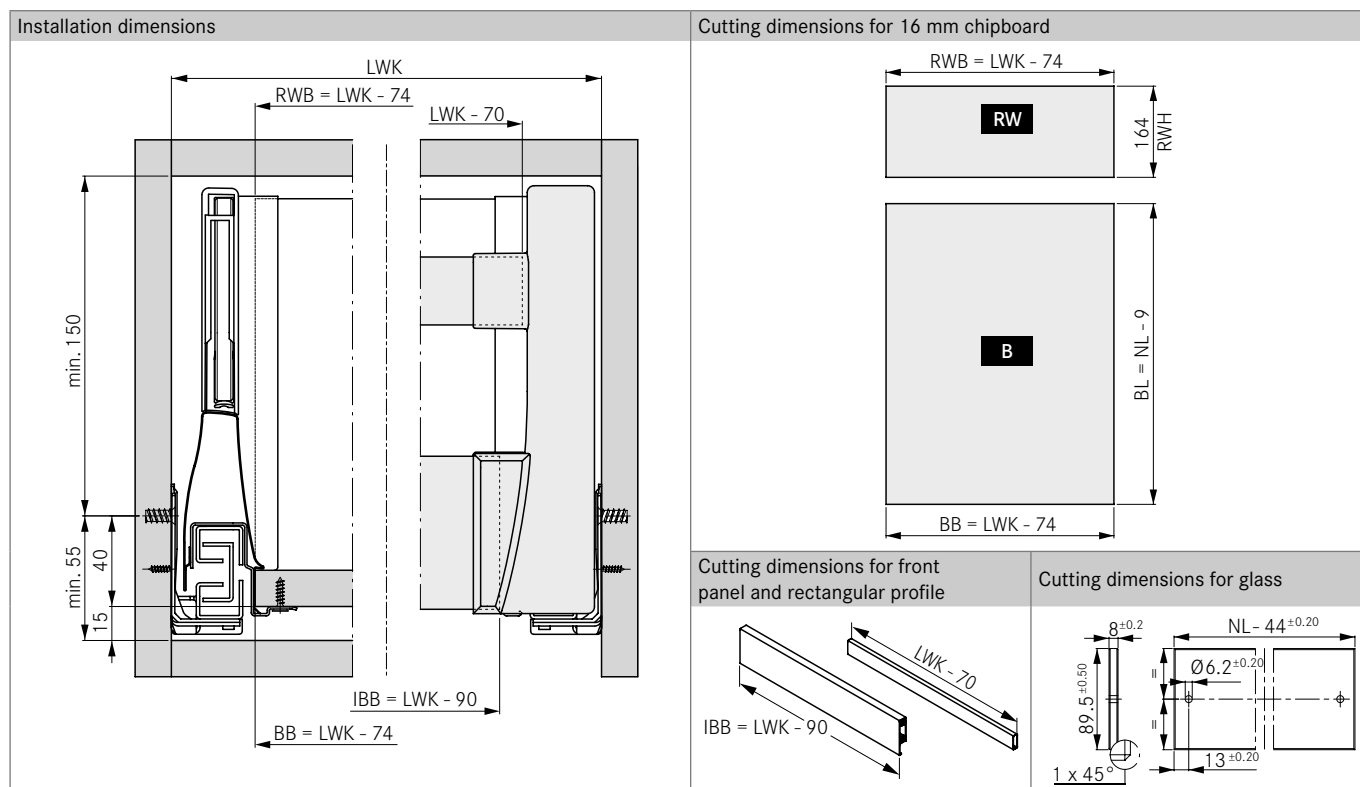
1 Inset panel for inset drawer H95 with TOP add-on Single item: for cutting to length													
L	Aluminium metallic			White			Stone						
	Art. No.			Art. No.			Art. No.						
1077	F092083056			F092083077			F092136346						
2 Clip for inset panel and TOP add-on Set: clip, one left, one right													
	Aluminium metallic			White			Stone						
	Art. No.			Art. No.			Art. No.						
	F092077415			F092077416			F092136345						
3 Rectangular cross railing Single item: for cutting to length													
L	Aluminium metallic			White			Stone						
	Art. No.			Art. No.			Art. No.						
1150	F092077417			F092076916			F092136342						
4 TOP add-on Set: glass clip (front/back), one left, one right													
	Aluminium metallic			White			Stone						
	Art. No.			Art. No.			Art. No.						
	F092116696			F092116698			F092136357						
5 DWD XP drawer sides H95 and clip H182 for wooden back panel, see page 406 and 408													

PAGE REFERENCES

Slides	438	Application examples	456	Sensomatic	617
Single sets	446	Technical information	460	Assembly technology	637
Accessories	454	Organising systems	591	Assembly aids	662

PLANNING DIMENSIONS

All dimensions in millimetres



LEGEND

B	Bottom panel	KV	Cabinet front edge	NL	Nominal length
BB	Bottom panel width	L	Length	RW	Back panel
BL	Bottom panel length	LWK	Inside cabinet width	RWB	Back panel width
IBB	Inset panel width	MET	Minimum installation depth	RWH	Back panel height



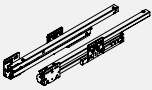
DWD XP SOFT-CLOSE

Full extension slide 40 kg

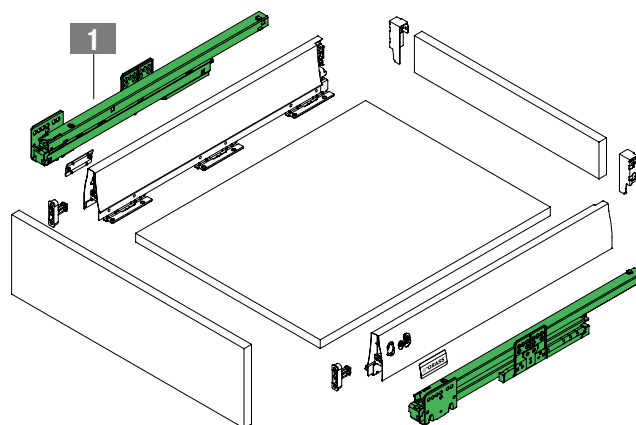


- Fully synchronised slide technology without mid-way knock
- Integrated Soft-close technology
- Excellent running characteristics
- Maximum lateral stability
- Minimum drawer deflection
- Safety lock and transport protection
- Suitable for all DWD XP drawer sides
- Load capacity 40 kg

ORDER INFORMATION

1 DWD XP full extension slide 40 kg Soft-close Set: one left, one right					
NL	Art. No.				
275	F09 1075473				
300	F09 1077407				
350	F09 1075474				
400	F09 1075475				
450	F09 1075476				
500	F09 1075477				
550	F09 1075478				

DWD XP drawer sides from page 403 onwards	



PAGE REFERENCES

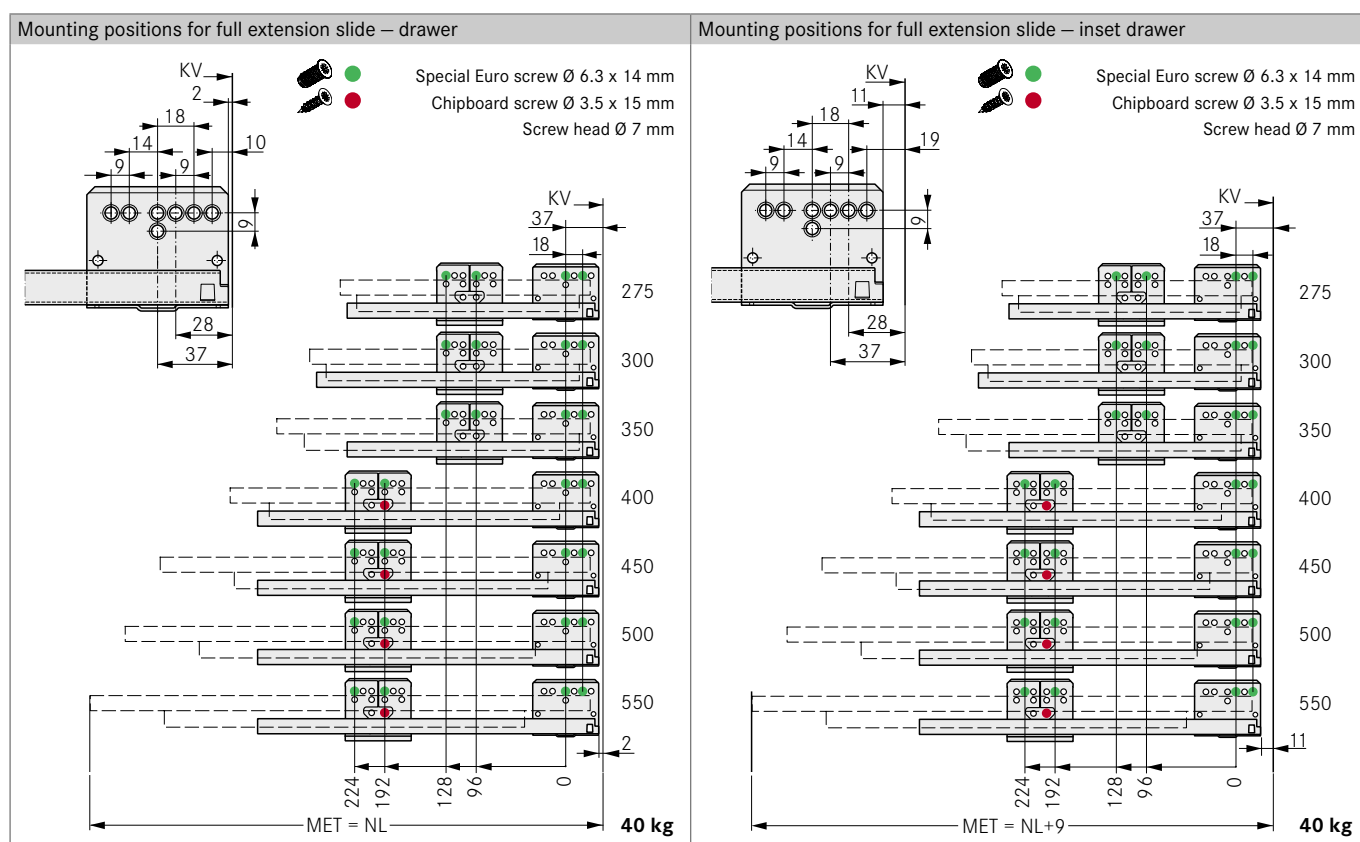
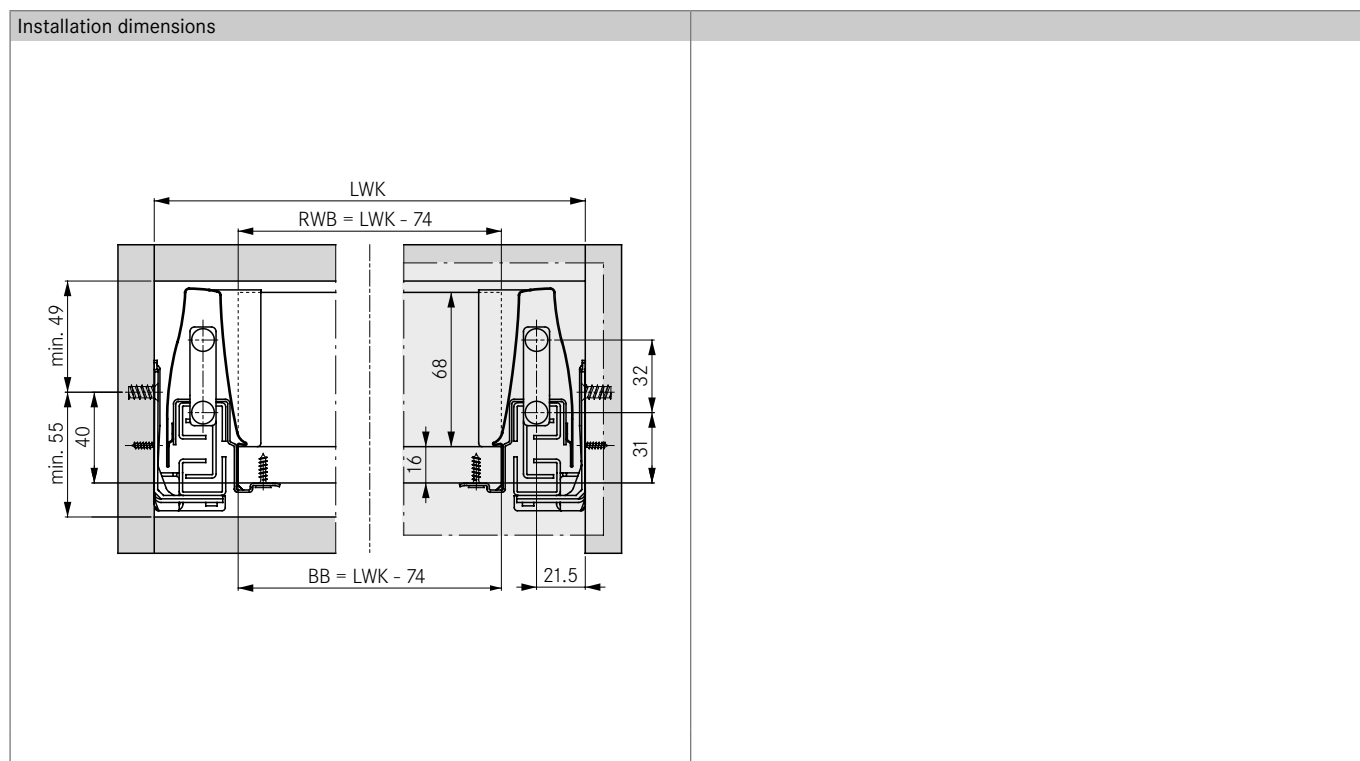
Inset panels	403
Single sets	446
Accessories	454

Application examples	456
Technical information	460
Organising systems	591

Sensomatic	617
Assembly technology	637
Assembly aids	662

PLANNING DIMENSIONS

All dimensions in millimetres



LEGEND

B	Bottom panel	KV	Cabinet front edge	RW	Back panel
BB	Bottom panel width	LWK	Inside cabinet width	RWB	Back panel width
FAS	Front overlay, side	MET	Minimum installation depth	RWH	Back panel height
FST	Front overlay	NL	Nominal length	VAR	Freely selectable



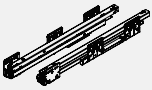
DWD XP SOFT-CLOSE

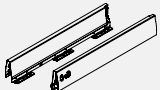
Full extension slide 60 kg

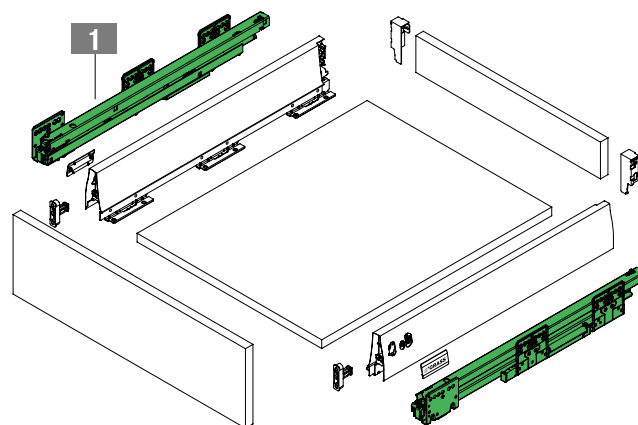


- Fully synchronised slide technology without mid-way knock
- Integrated Soft-close technology
- Excellent running characteristics
- Maximum lateral stability
- Minimum drawer deflection
- Safety lock and transport protection
- Suitable for all DWD XP drawer sides
- Load capacity 60 kg

ORDER INFORMATION

1		DWD XP full extension slide 60 kg Soft-close			
		Set: one left, one right			
NL	Art. No.				
450	F09 1075528				
500	F09 1075529				
550	F09 1075530				
600	F09 1075531				
650	F09 1075532				

DWD XP drawer sides from page 403 onwards	
--	---

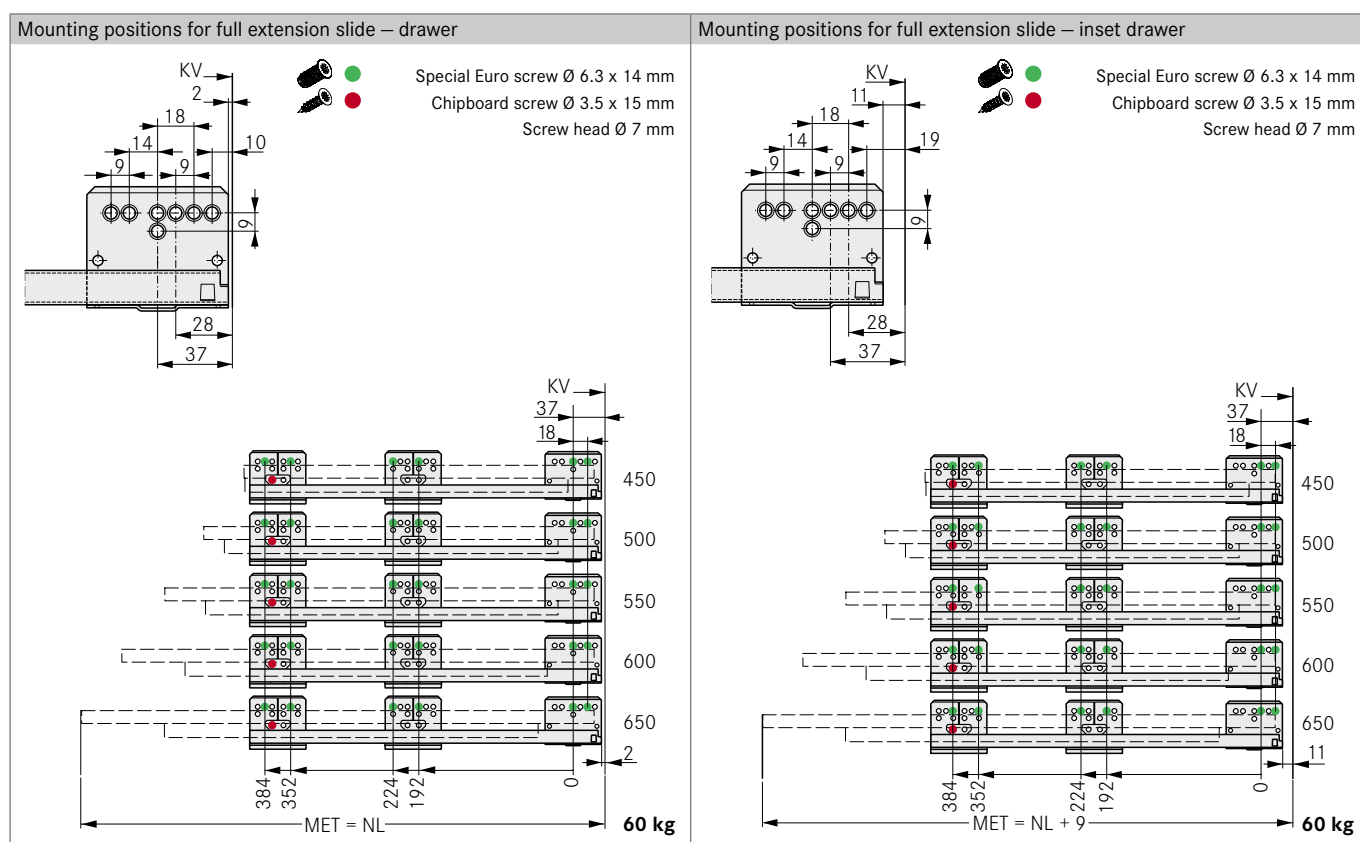
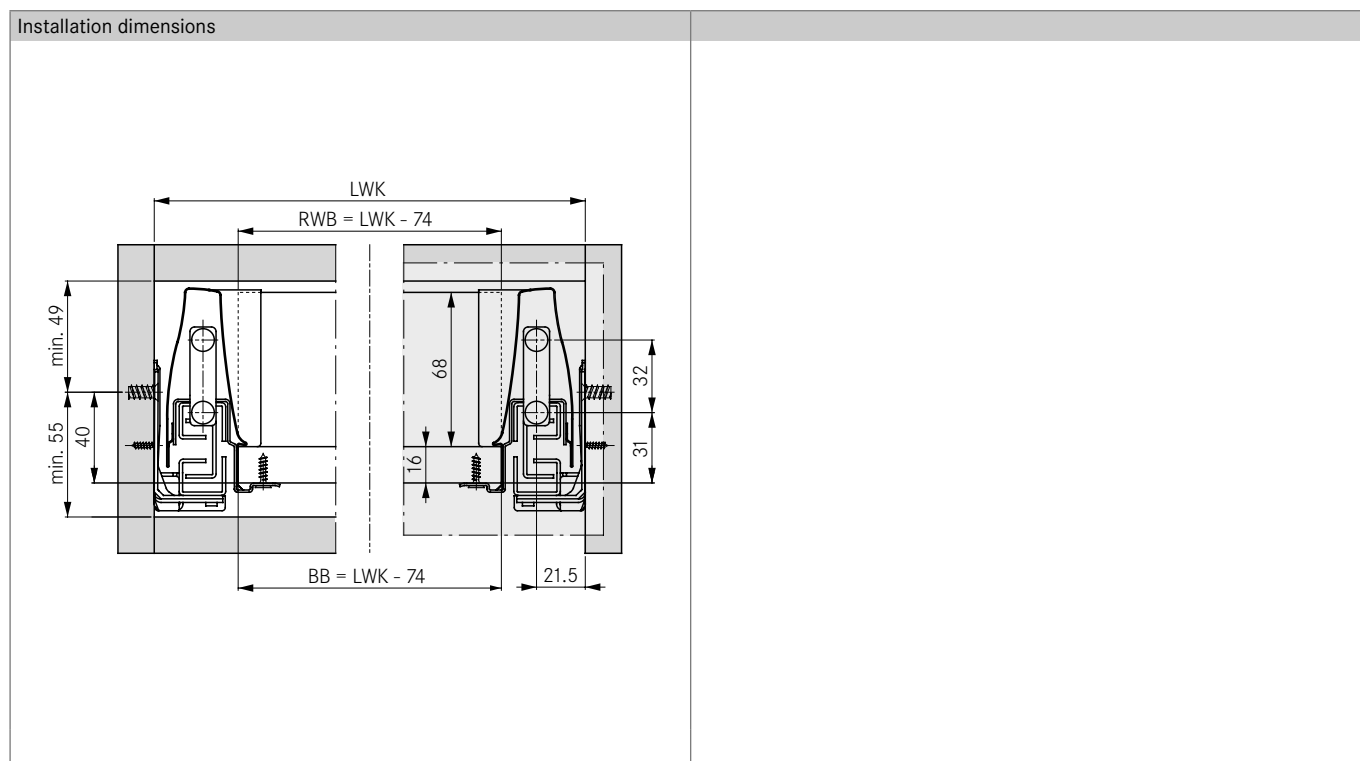


PAGE REFERENCES

Inset panels	403	Application examples	456	Sensomatic	617
Single sets	446	Technical information	460	Assembly technology	637
Accessories	454	Organising systems	591	Assembly aids	662


PLANNING DIMENSIONS

All dimensions in millimetres



LEGEND

B	Bottom panel	KV	Cabinet front edge	RW	Back panel
BB	Bottom panel width	LWK	Inside cabinet width	RWB	Back panel width
FAS	Front overlay, side	MET	Minimum installation depth	RWH	Back panel height
FST	Front overlay	NL	Nominal length	VAR	Freely selectable




DWD XP TIPMATIC


Full extension slide 40 kg



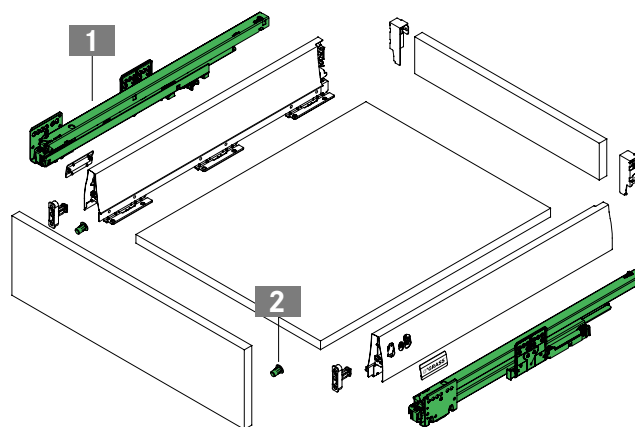
- Mechanical opening system for handle-free fronts
- Tipmatic opening unit integrated into the slide
- Excellent running characteristics
- Fully synchronised slide technology
- Optimal opening by pressing in the middle third of the front panel
- Integrated front gap adjustment + 2.0 mm
- Safety lock and transport protection
- Suitable for all DWD XP drawer sides
- Load capacity 40 kg

ORDER INFORMATION

1 DWD XP full extension slide 40 kg Tipmatic Set: one left, one right				
NL	Art. No.			
275	F091136592			
300	F091136595			
350	F091136598			
400	F091136601			
450	F091136604			
500	F091136607			
550	F091136610			

2 Front buffer Single item				
	Art. No.			
	F145068399			

DWD XP drawer sides from page 403 onwards	

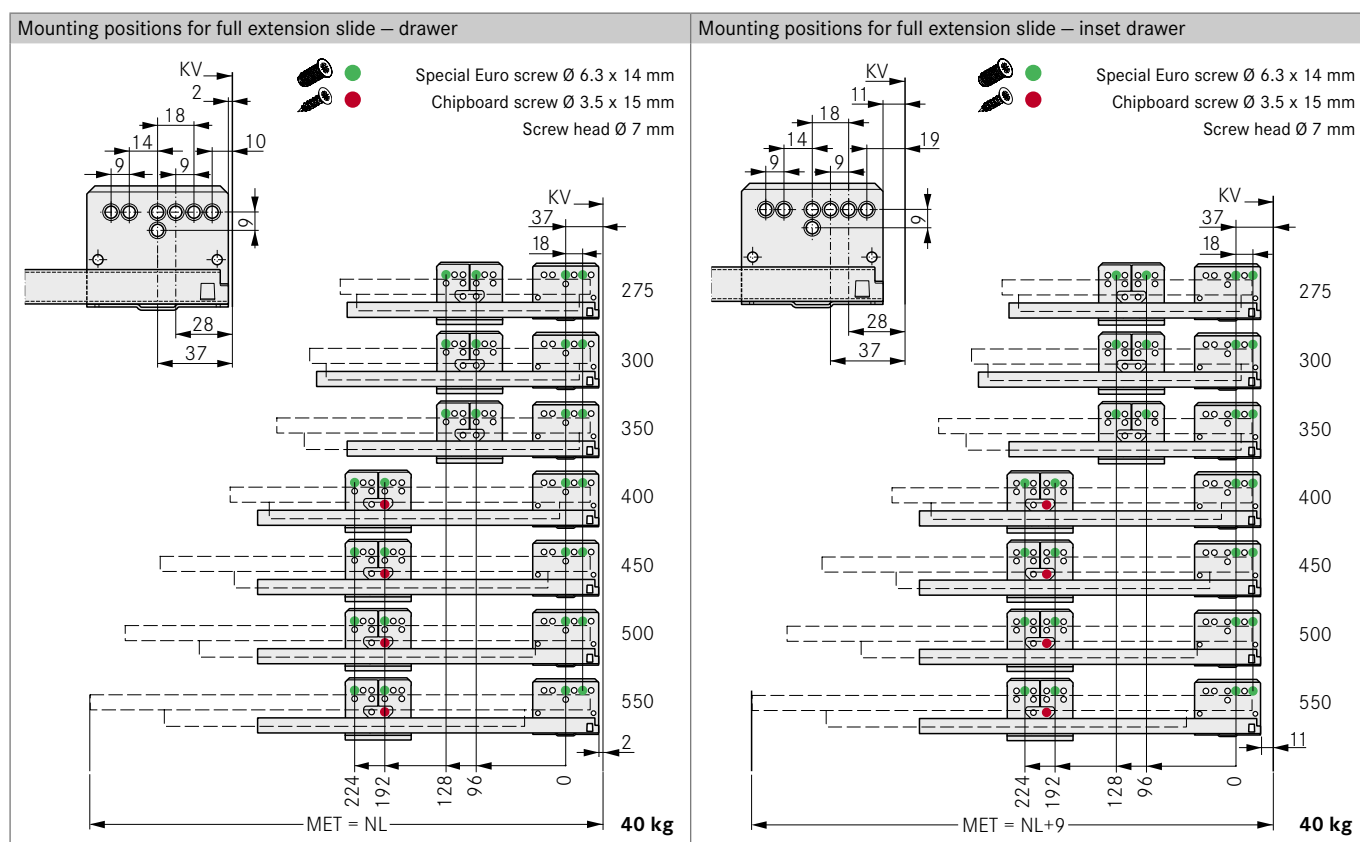
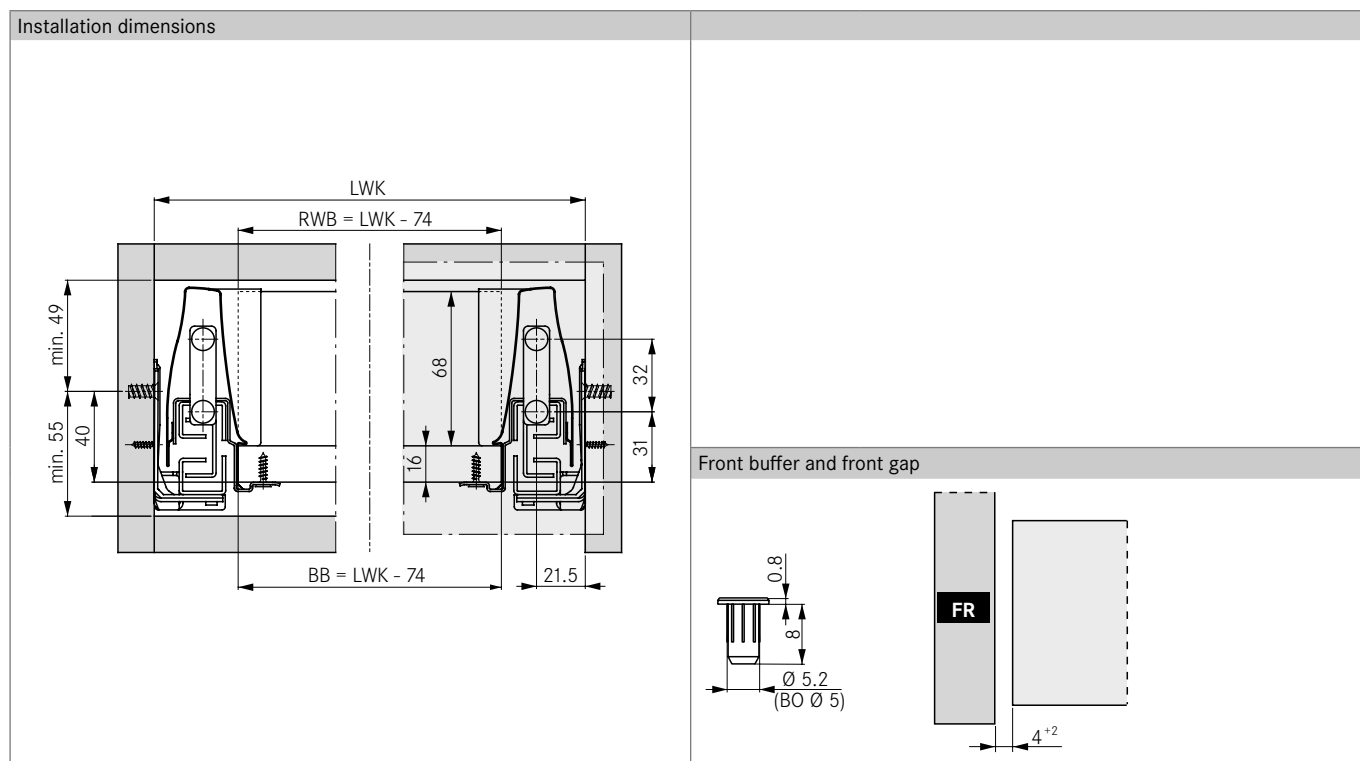


PAGE REFERENCES

Inset panels	403	Application examples	456	Assembly technology	637
Single sets	446	Technical information	460	Assembly aids	662
Accessories	454	Organising systems	591		

PLANNING DIMENSIONS

All dimensions in millimetres



LEGEND

BB	Bottom panel width	LWK	Inside cabinet width
BO	Hole	MET	Minimum installation depth
FR	Front	NL	Nominal length
KV	Cabinet front edge	RWB	Back panel width




DWD XP TIPMATIC


Full extension slide 60 kg



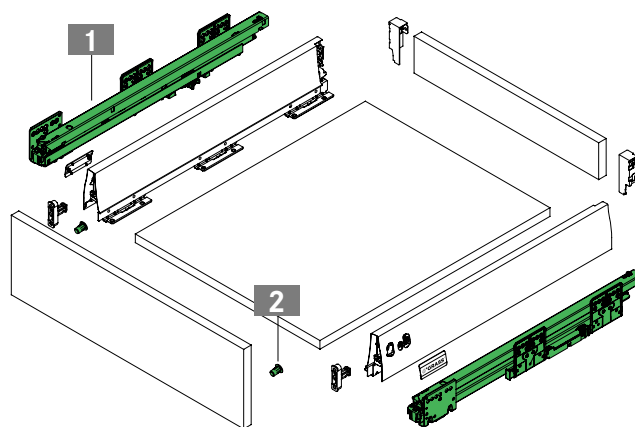
- Mechanical opening system for handle-free fronts
- Tipmatic opening unit integrated into the slide
- Excellent running characteristics
- Fully synchronised slide technology
- Optimal opening by pressing in the middle third of the front panel
- Integrated front gap adjustment + 2.0 mm
- Safety lock and transport protection
- Suitable for all DWD XP drawer sides
- Load capacity 60 kg

ORDER INFORMATION

1		DWD XP full extension slide 60 kg Tipmatic			
		Set: one left, one right			
NL	Art. No.				
500	F091136613				
550	F091136616				
600	F091136619				
650	F091136622				

2		Front buffer			
		Single item			
	Art. No.				
	F145068399				

DWD XP drawer sides from page 403 onwards		

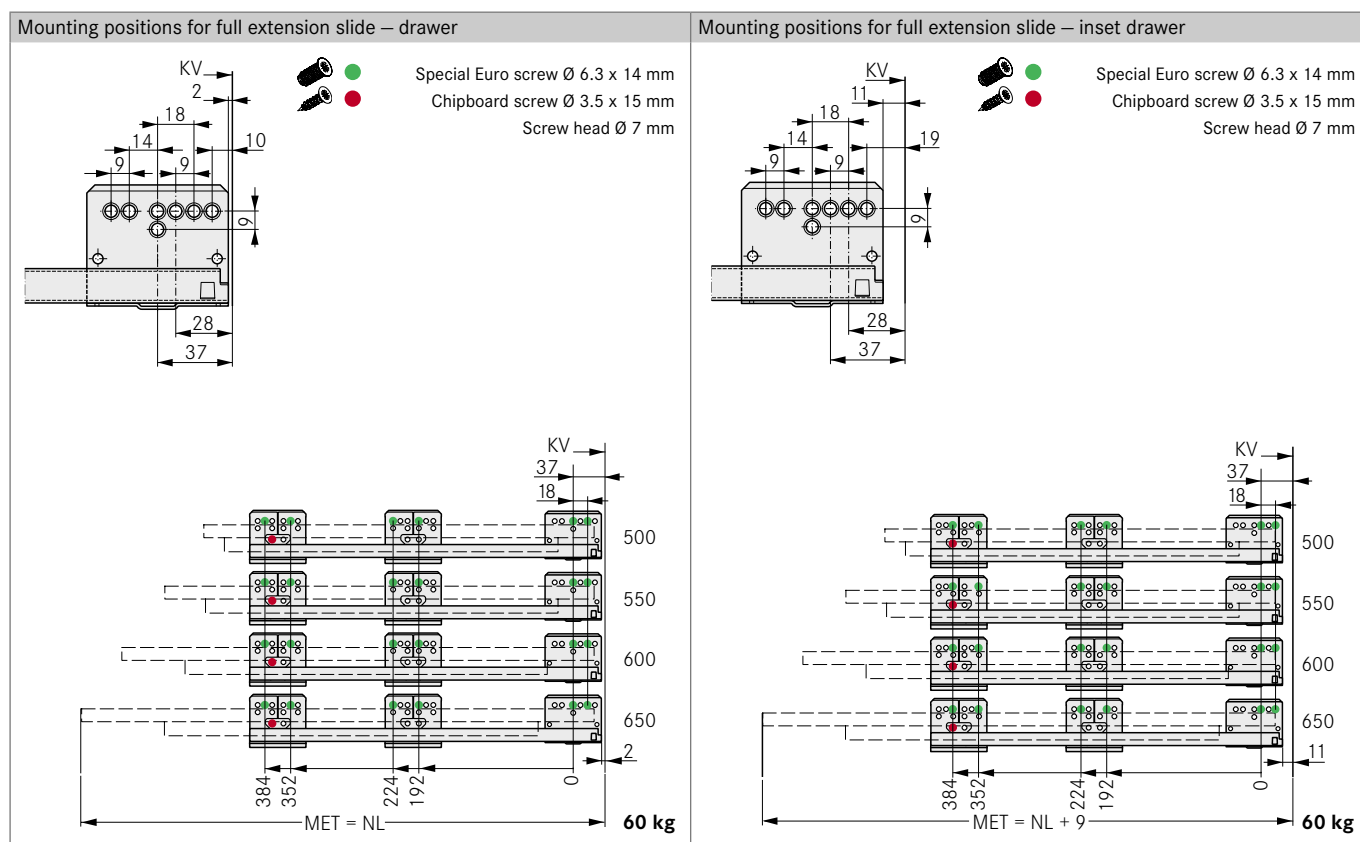
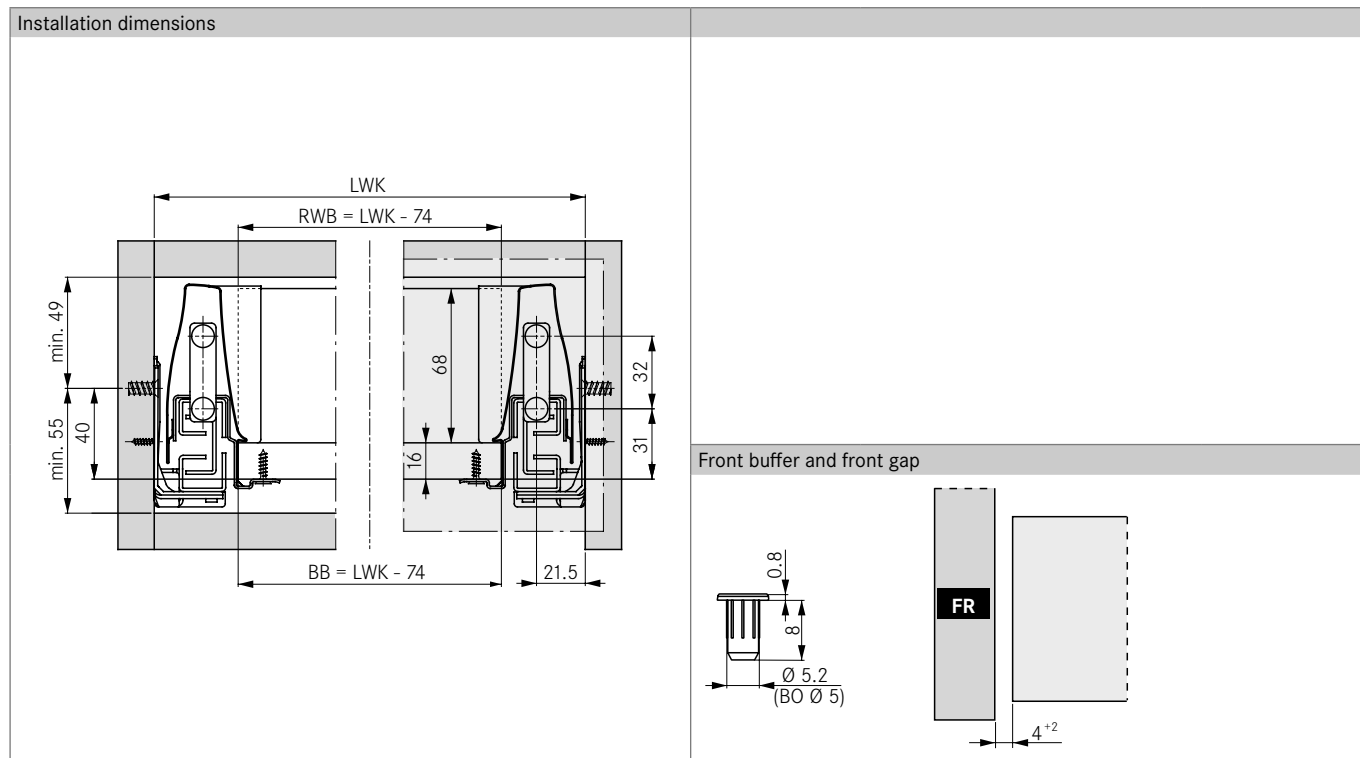


PAGE REFERENCES

Inset panels	403	Application examples	456	Assembly technology	637
Single sets	446	Technical information	460	Assembly aids	662
Accessories	454	Organising systems	591		

PLANNING DIMENSIONS

All dimensions in millimetres



LEGEND

BB	Bottom panel width	LWK	Inside cabinet width
BO	Hole	MET	Minimum installation depth
FR	Front	NL	Nominal length
KV	Cabinet front edge	RWB	Back panel width



DWD XP

Drawer H95 – single set

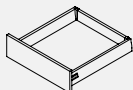


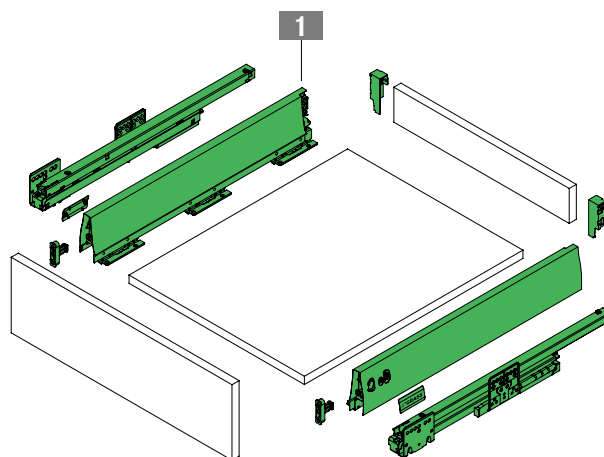
- Set packaging
- All the GRASS components required for one drawer in one package
- All parts are neatly sorted and right where you need them
- Space-saving storage thanks to low packaging volume

Note:

- Front-bottom connector recommended for KB 800 mm and above (see page 454)

ORDER INFORMATION

1 DWD XP drawer H95 Set: drawer side H95 incl. cover cap (with embossed GRASS logo), slide (Soft-close 40 kg), clip H86 for wooden back panel and front holder, one left, one right												
NL	Aluminium metallic			White			Stone					
	Art. No.			Art. No.			Art. No.					
275	F090075391			F090115141			F090136266					
300	F090135151			F090135153			F090136267					
350	F090075393			F090115142			F090136268					
400	F090075395			F090075396			F090136269					
450	F090075398			F090075399			F090136270					
500	F090075401			F090075402			F090136271					
550	F090075404			F090115143			F090136272					
600	F090135152			F090116211			F090136273					


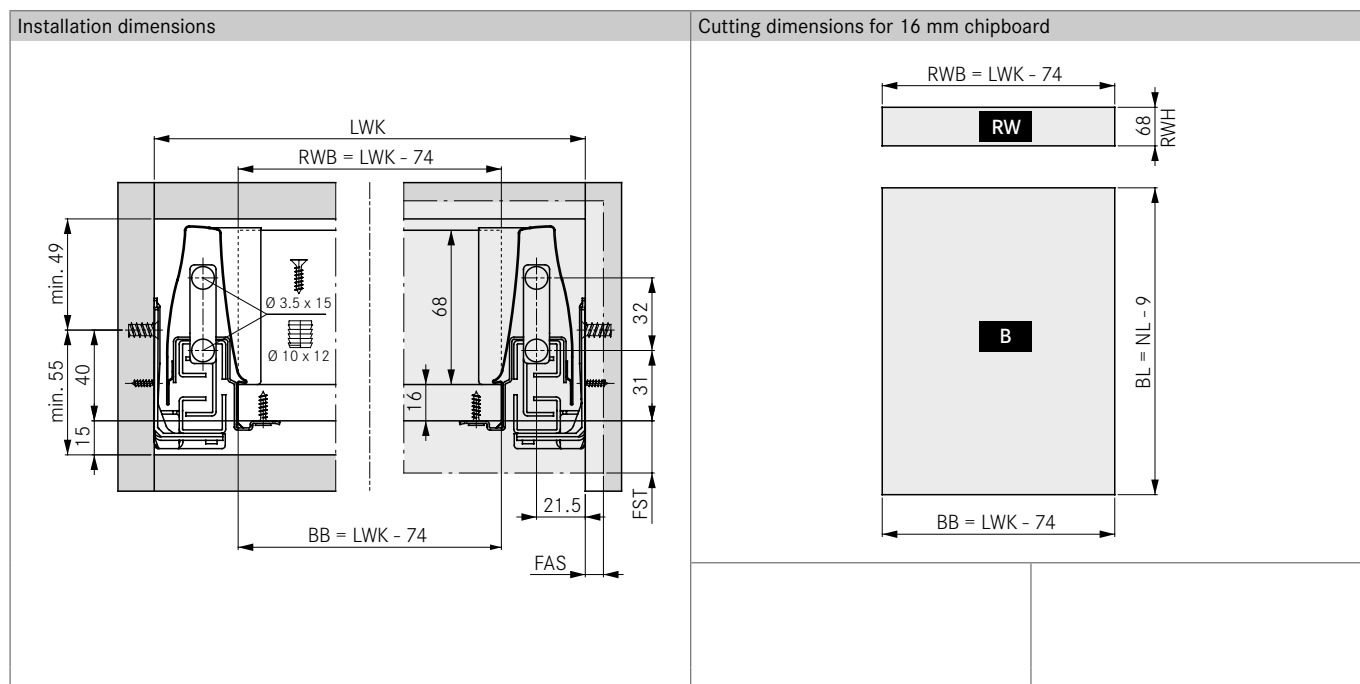


PAGE REFERENCES

Inset panels	403	Technical information	460	Assembly technology	637
Accessories	454	Organising systems	591	Assembly aids	662
Application examples	456	Sensomatic	617		

PLANNING DIMENSIONS

All dimensions in millimetres



LEGEND

B	Bottom panel	FST	Front overlay	NL	Nominal length
BB	Bottom panel width	KV	Cabinet front edge	RW	Back panel
BL	Bottom panel length	LWK	Inside cabinet width	RWB	Back panel width
FAS	Front overlay, side	MET	Minimum installation depth	RWH	Back panel height

1

2

3

4

5


6

7

8

DWD XP

Pot drawer H95 with rectangular railing – single set



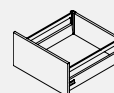
- Set packaging
- All the GRASS components required for a pot drawer with rectangular railing in one package
- All parts are neatly sorted and right where you need them
- Space-saving storage thanks to low packaging volume

Note:

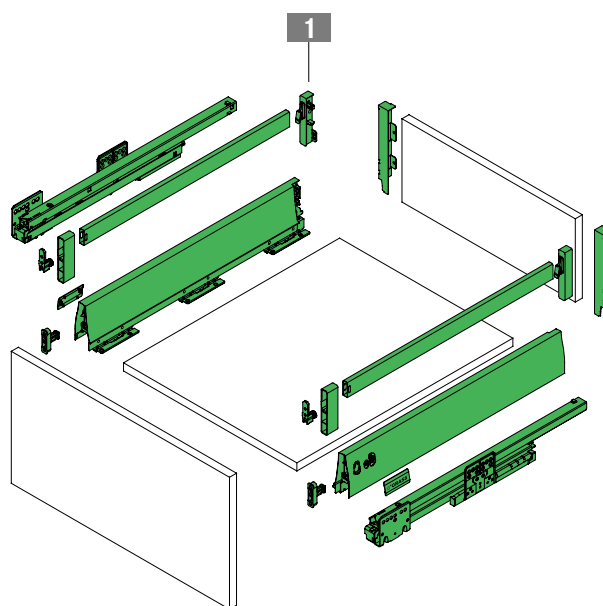
- Front-bottom connector recommended for KB 800 mm and above (see page 454)

ORDER INFORMATION

1 DWD XP pot drawer H95 with rectangular railing
 Set: drawer side H95 incl. cover cap (with embossed GRASS logo), slide (Soft-close 40 kg), clip H182 for wooden back panel and front holder, railing, railing holder (front/back) and cover cap, one left, one right



NL	Aluminium metallic			White			Stone		
	Art. No.			Art. No.			Art. No.		
400	F090135415			F090135414			F090136278		
450	F090135418			F090135417			F090136279		
500	F090135421			F090135420			F090136280		
550	F090135424			F090135423			F090136281		

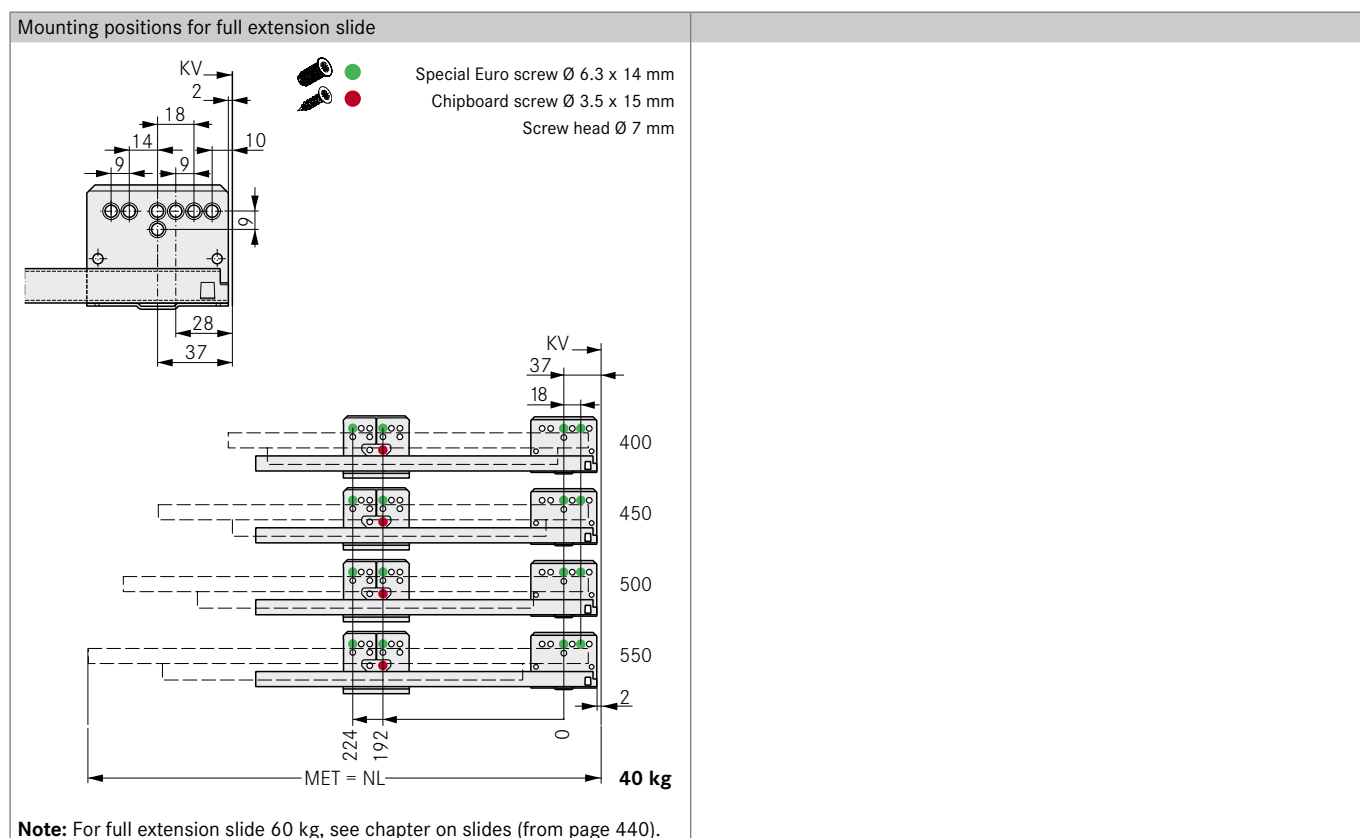
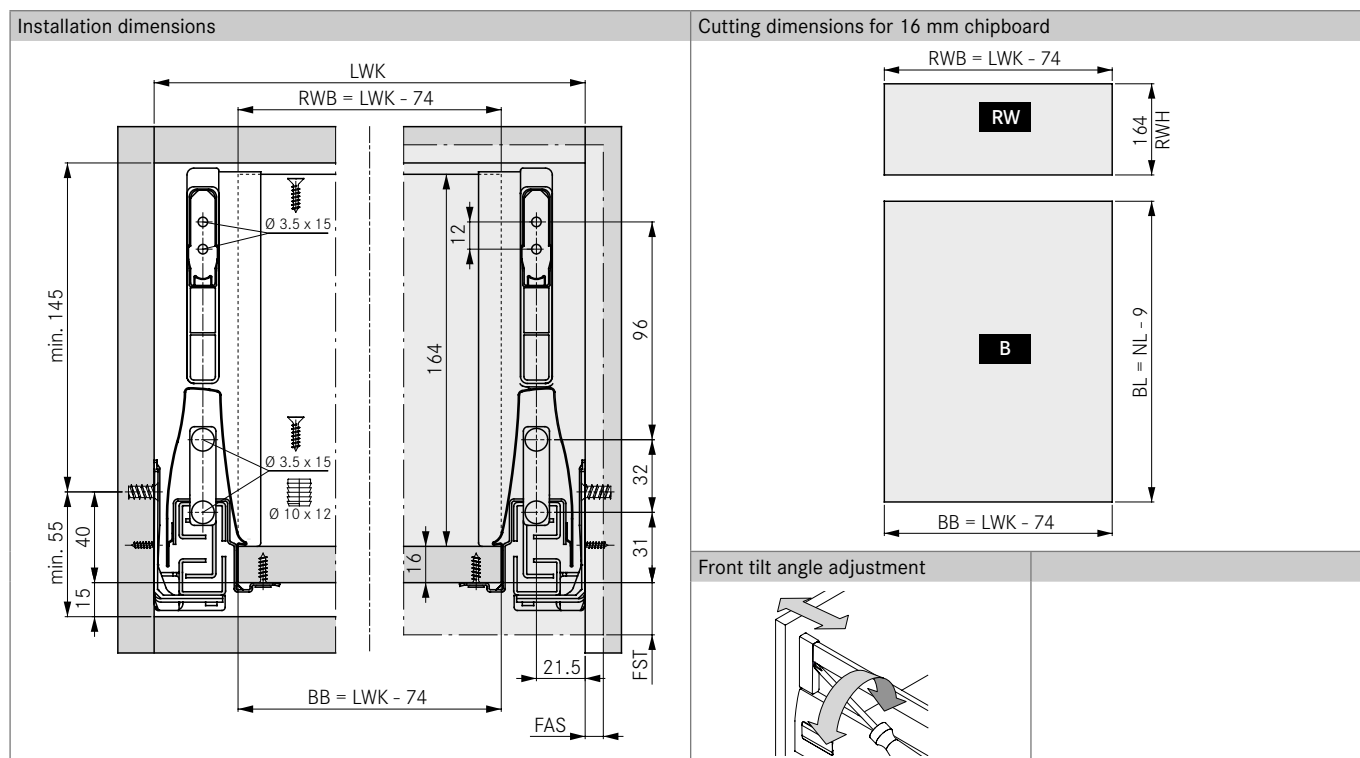


PAGE REFERENCES

Inset panels	403	Technical information	460	Assembly technology	637
Accessories	454	Organising systems	591	Assembly aids	662
Application examples	456	Sensomatic	617		


PLANNING DIMENSIONS

All dimensions in millimetres




LEGEND

B	Bottom panel	FST	Front overlay	NL	Nominal length
BB	Bottom panel width	KV	Cabinet front edge	RW	Back panel
BL	Bottom panel length	LWK	Inside cabinet width	RWB	Back panel width
FAS	Front overlay, side	MET	Minimum installation depth	RWH	Back panel height



DWD XP

Pot drawer H95 with round railing – single set



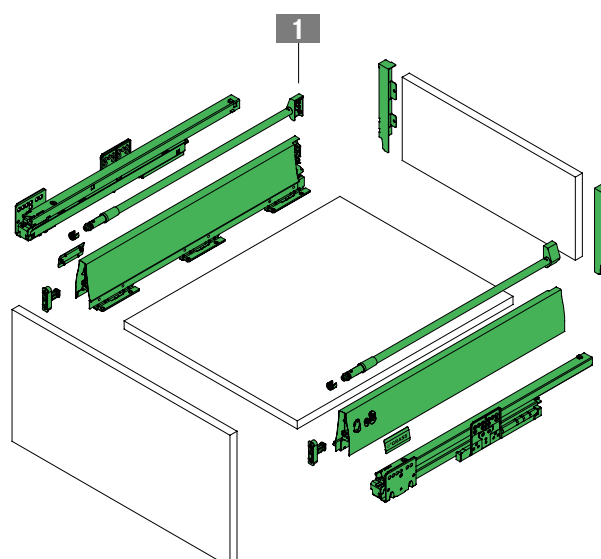
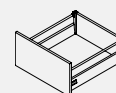
- Set packaging
- All the GRASS components required for a pot drawer with round railing in one package
- All parts are neatly sorted and right where you need them
- Space-saving storage thanks to low packaging volume

Note:

- Front-bottom connector recommended for KB 800 mm and above (see page 454)

ORDER INFORMATION

1 DWD XP pot drawer H95 with round railing Set: drawer side H95 incl. cover cap (with embossed GRASS logo), slide (Soft-close 40 kg), clip H182 for wooden back panel and front holder, railing, railing holder (front/back) and cover cap, one left, one right											
NL	Aluminium metallic			White			Stone				
	Art. No.			Art. No.			Art. No.				
400	F090075406			F090116371			F090136274				
450	F090075408			F090075409			F090136275				
500	F090075410			F090075411			F090136276				
550	F090075413			F090116372			F090136277				

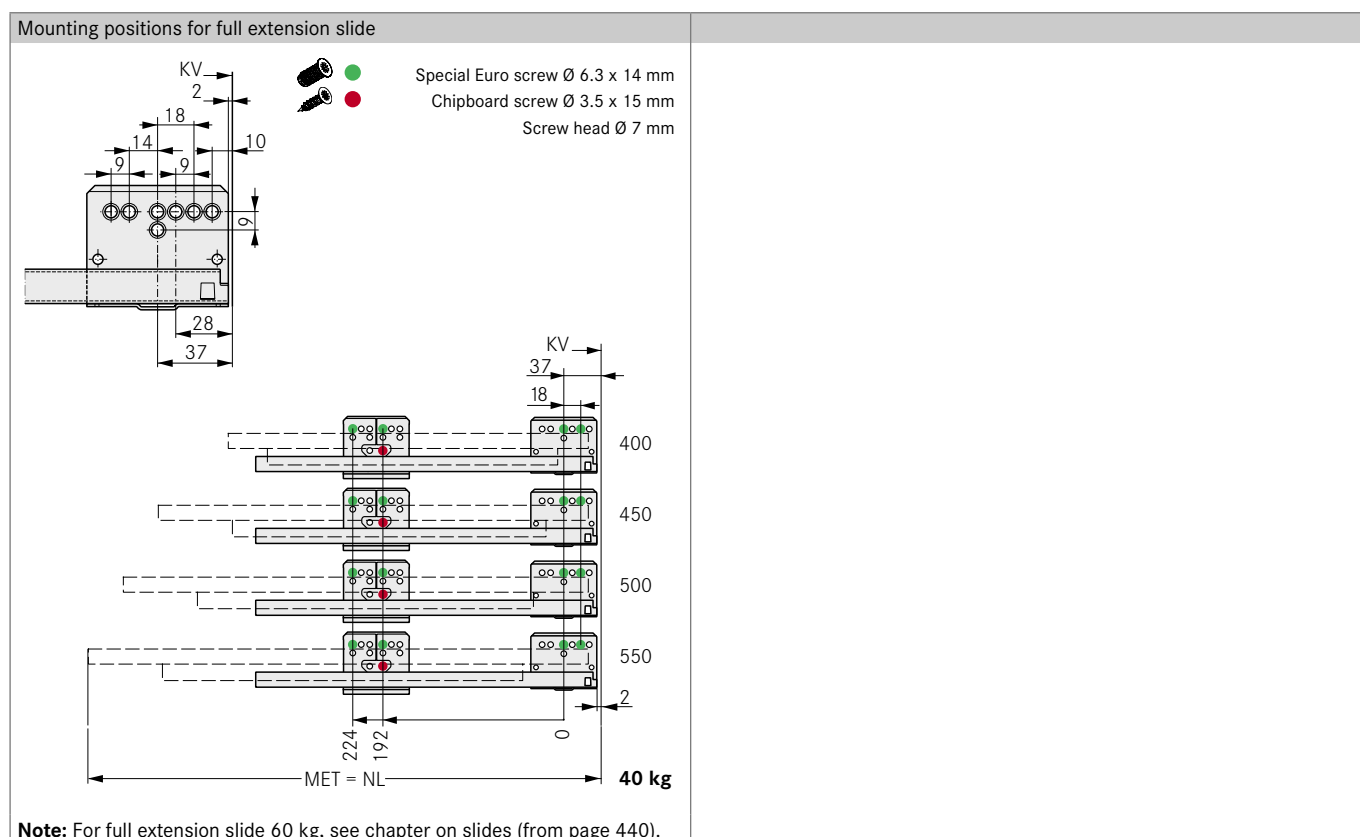
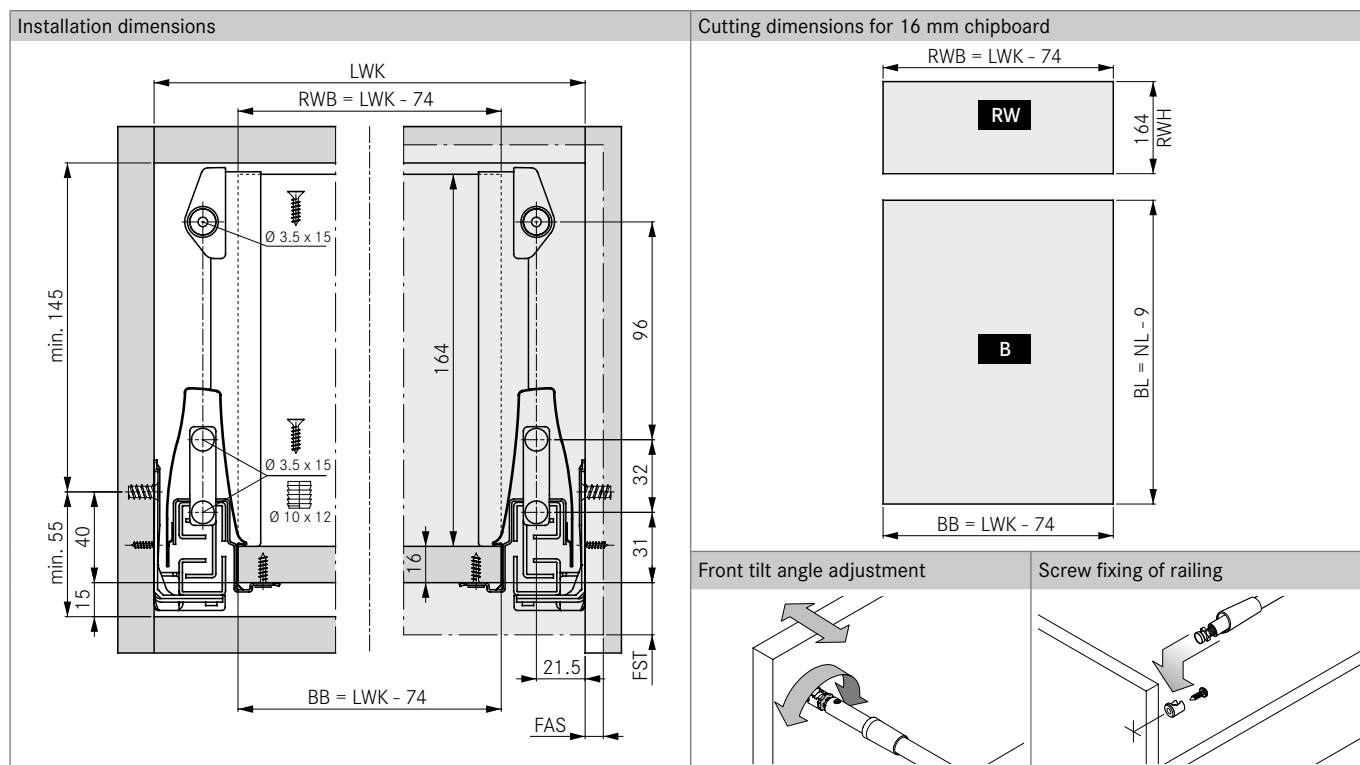


PAGE REFERENCES

Inset panels	403	Technical information	460	Assembly technology	637
Accessories	454	Organising systems	591	Assembly aids	662
Application examples	456	Sensomatic	617		

PLANNING DIMENSIONS

All dimensions in millimetres



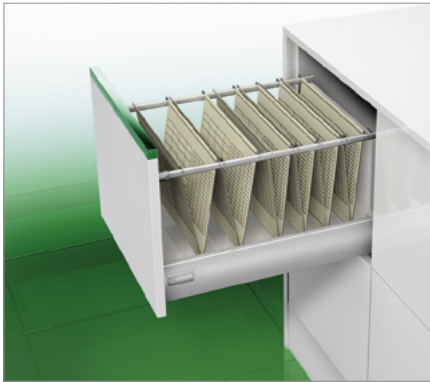
LEGEND

B	Bottom panel	FST	Front overlay	NL	Nominal length
BB	Bottom panel width	KV	Cabinet front edge	RW	Back panel
BL	Bottom panel length	LWK	Inside cabinet width	RWB	Back panel width
FAS	Front overlay, side	MET	Minimum installation depth	RWH	Back panel height




DWD XP


Filing drawer with oval railing



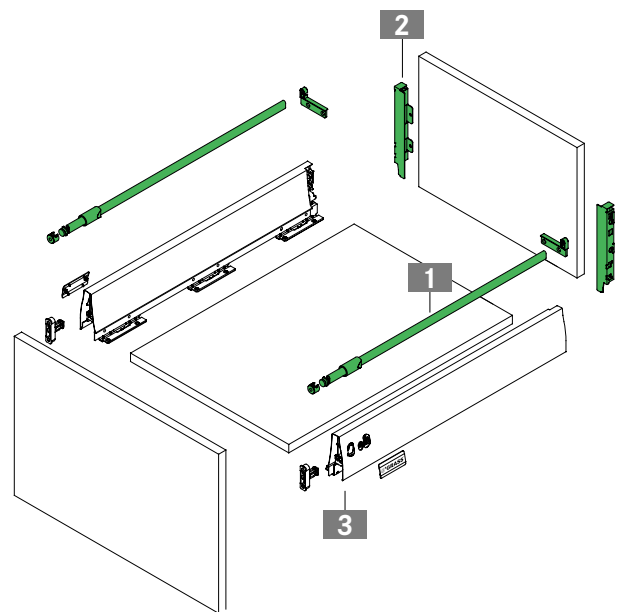
- Oval, natural anodised aluminium tube with high bending resistance
- High stability and load capacity thanks to secure screw connection to the front and back panels
- Tool-free tilt angle adjustment via oval railing

ORDER INFORMATION

1		Oval railing for suspension files for screw fitting												
		Set: one left, one right												
NL	Aluminium anodised													
	Art. No.													
500	F084074850													
550	F084074851													

2		Clip for variable wooden back panel												
		Set: one left, one right												
	Aluminium metallic			White			Stone							
	Art. No.				Art. No.				Art. No.					
	F092082978				F092115414				F092136293					

3	For DWD XP H95 drawer sides and front holder, see page 406			
----------	---	--	---	--

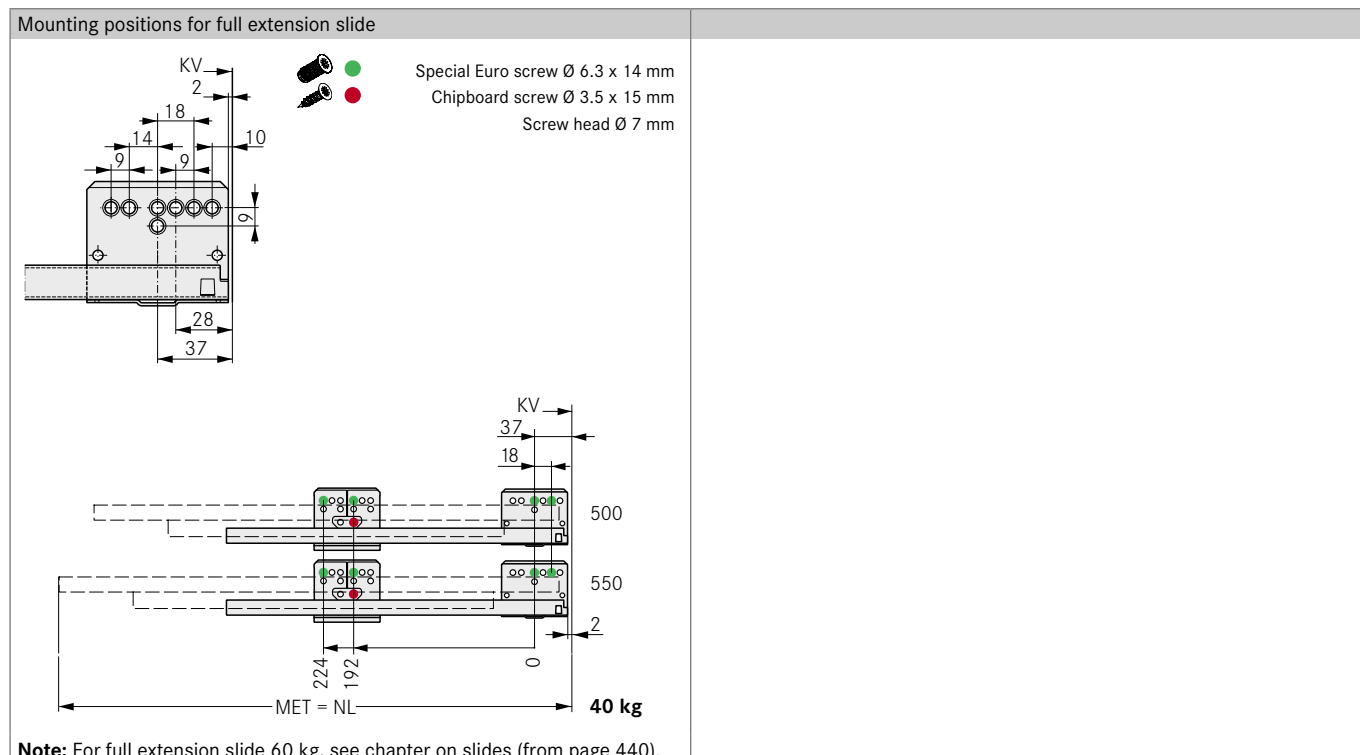
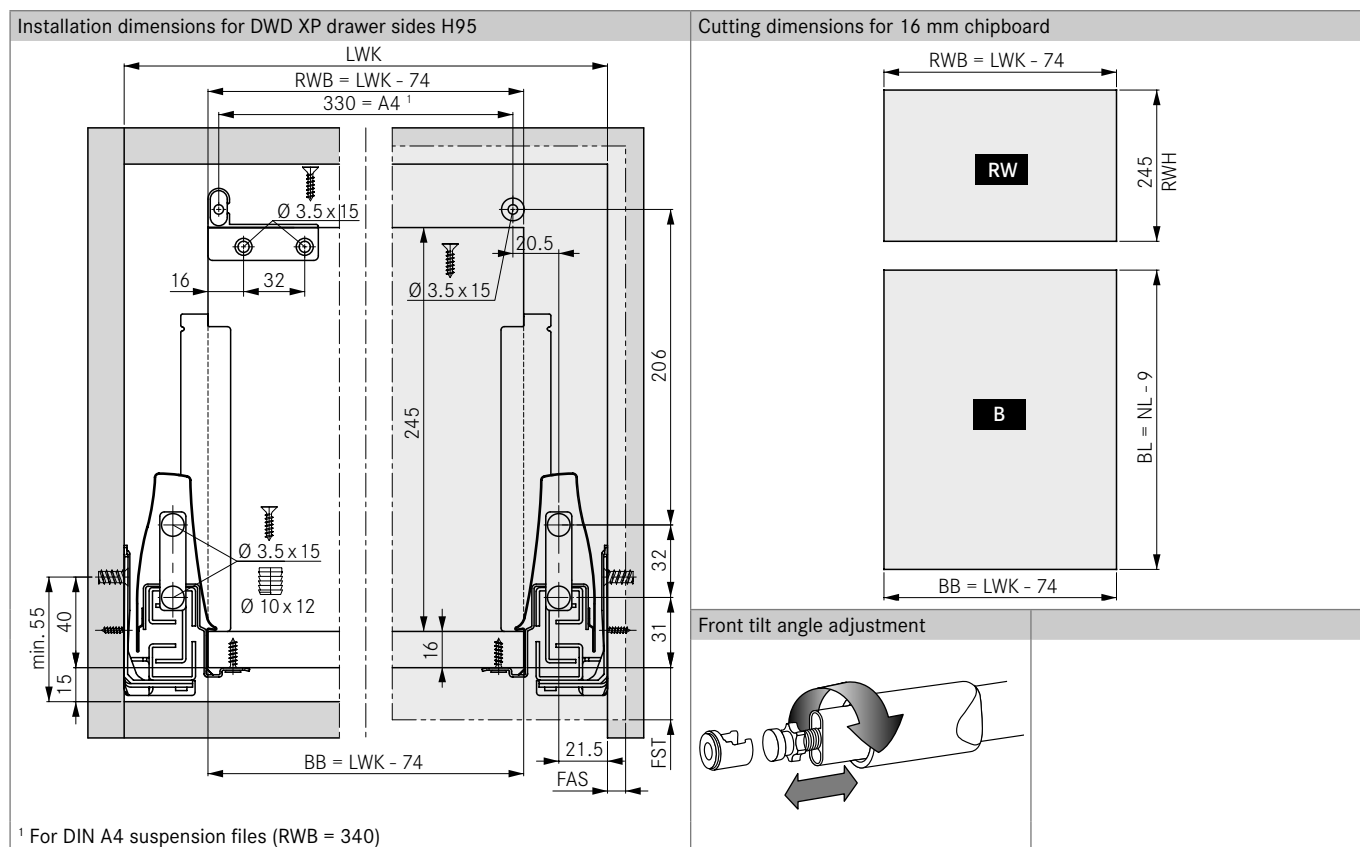


PAGE REFERENCES

Slides	438	Application examples	456	Sensomatic	617
Single sets	446	Technical information	460	Assembly technology	637
Accessories	454	Organising systems	591	Assembly aids	662

PLANNING DIMENSIONS

All dimensions in millimetres



LEGEND


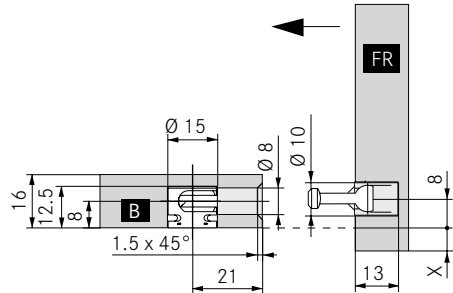
B	Bottom panel	FST	Front overlay	NL	Nominal length
BB	Bottom panel width	KV	Cabinet front edge	RW	Back panel
BL	Bottom panel length	LWK	Inside cabinet width	RWB	Back panel width
FAS	Front overlay, side	MET	Minimum installation depth	RWH	Back panel height




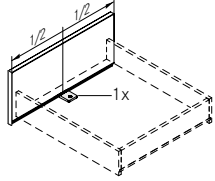
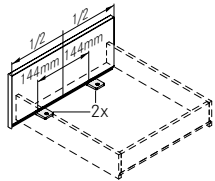
DWD XP

Accessories

FRONT-BOTTOM CONNECTOR

			Art. No.
<ul style="list-style-type: none"> For wide drawers, cabinet width 800 mm and above 			F148026744

FRONT-BOTTOM CONNECTOR FOR F8 INSET PANEL

			Art. No.
<ul style="list-style-type: none"> For wide drawers, cabinet width 600 mm and above 		KB = 600–800 mm 	F145117993
		KB = 800–1200 mm 	

INSET DRAWER CATCH

		Colour	Art. No.
<ul style="list-style-type: none"> Inset drawer catch for opening the inset drawer and pot drawer simultaneously Push-button release Set: Inset drawer catch and pan head screws \varnothing 3.5 x 15 mm (2x) 		Stone	F102109714
		White	F102132043
		Aluminium metallic	F102132042

DWD XP CHILD LOCK

		Art. No.
<ul style="list-style-type: none"> When activated, this limits the drawer opening to a gap. After activating a concealed release lever underneath the drawer, the drawer opens completely Concealed mounting prevents the child from learning and copying Entire storage space of the drawer can be utilised No damage to the front and cabinet Can also be retrofitted Tool-free deactivation if necessary 		F092083193

PAGE REFERENCES

Drawer sides	403	Application examples	456	Sensomatic	617
Slides	438	Technical information	460	Assembly technology	637
Single sets	446	Organising systems	591	Assembly aids	662

DWD XP SPACER 25 MM

		Art. No.
<ul style="list-style-type: none"> • Allows inset drawers to be pulled out with no collision in the case of hinged doors with protrusion • Fix the spacer in the row of holes, then screw the slide into the spacer • Thickness 25 mm • Can be used on left/right • Colour: aluminium grey 		<p>F092083198</p>

DWD XP LOCKING PIN

		Art. No.
<ul style="list-style-type: none"> • For recessed locking bar in combination with HUWIL locking system SVS 3 • The locking pin is inserted into the punch-out of the DWD XP drawer side instead of the DWD XP cover cap • Tool-free fitting and removal • Panel adjustment is fully guaranteed • Holding force significantly higher than DIN 68852 • Colour: Aluminium grey <p>Note: Locking bars cannot be purchased from GRASS, but only in agreement with HUWIL. When ordering the locking bar, please specify the position of the locking bolts.</p>		<p>F092083203</p>

LEGEND

B	Bottom panel	NL	Nominal length
FR	Front		
KB	Cabinet width		
L	Length		



APPLICATION EXAMPLES

Crockery cabinet and pull-out larder



- Wide pull-out cabinet with elegant visual design
- Plenty of storage space for large, bulky items
- Equipped with inset drawers as well as shelves in the upper area
- Compatible with all add-on systems
- Can be complemented with the Magic Optima divider system to ensure storage items stay in place

CROCKERY CABINET

Application example consists of:

- 1** Inset drawer, DWD XP 40 kg
- 2** Inset drawer with railing, DWD XP 40 kg
- 3** Inset drawer with railing, DWD XP 60 kg

Recommended cabinet widths 800–1000 mm

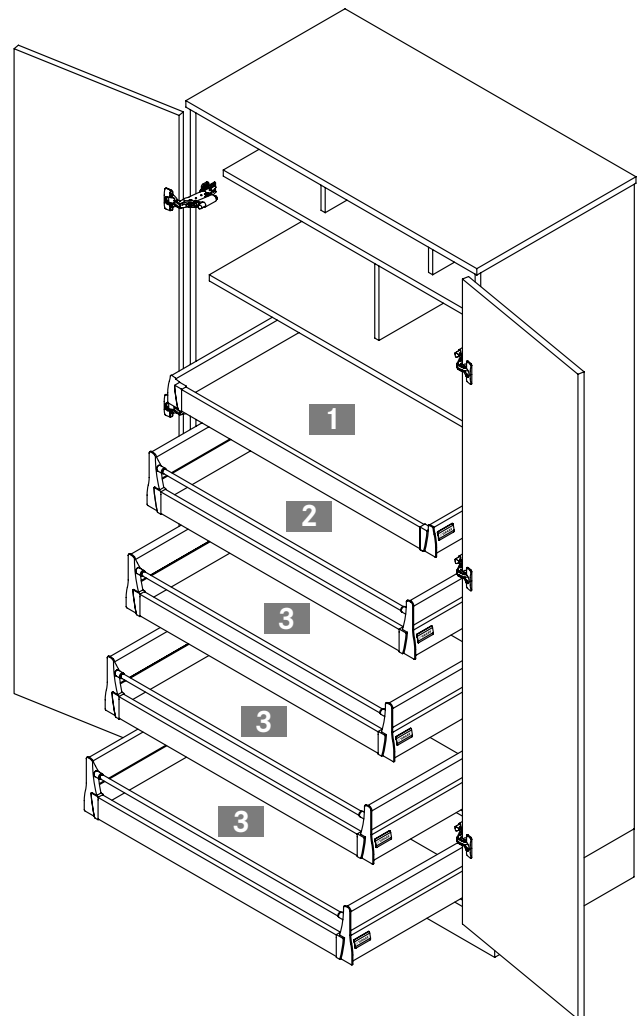
NOTE

We recommend:

Timos 170° wide-angle hinge with integrated Soft-close

Nexis Click-on 170° wide-angle hinge

- Compatible with Soft-close
- Zero protrusion



PAGE REFERENCES

Drawer sides	403	Accessories	454	Sensomatic	617
Slides	438	Technical information	460	Assembly technology	637
Single sets	446	Organising systems	591	Assembly aids	662



- The flexible and elegant solution for pull-out larders
- High level of comfort thanks to freely movable inset drawers
- Optimal access to stored items
- Compatible with all add-on systems
- Can be complemented with the Magic Optima divider system to ensure storage items stay in place

PULL-OUT LARDER

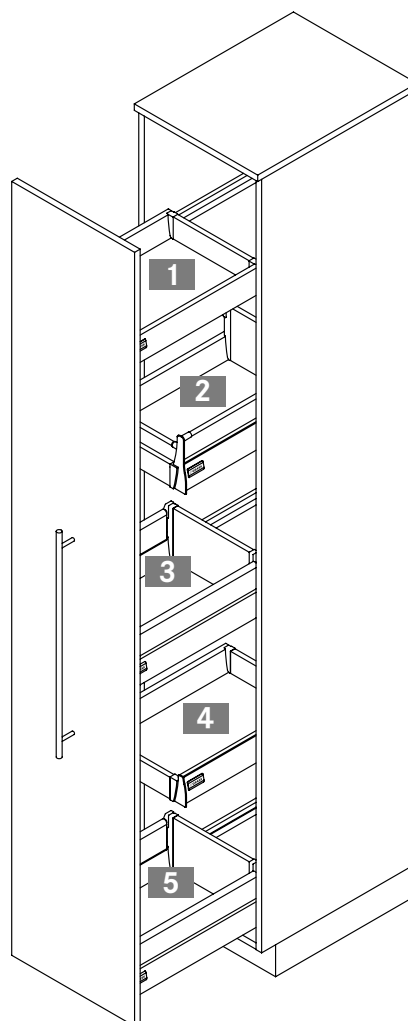
Application example consists of:

- 1** Drawer H95
- 2** Inset drawer with railing
- 3** Pot drawer with railing
- 4** Inset drawer
- 5** Pot drawer with railing




NOTES

1 + **3** + **5** are connected with the front

Recommended cabinet widths 300–400 mm



LEGEND



APPLICATION EXAMPLES

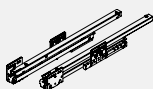
Under-oven plinth drawer



- Under-oven plinth drawers suitable for DWD XP full extension slides with 40 kg load capacity
- Ninka under-oven plinth drawer 2010 NL 500/KB 600 mm
- ELCO Top Volume, NL 500/KB 600, height 170 and 220 mm

ORDER INFORMATION

Suitable DWD XP full extension slide with Soft-close 40 kg
Set: one left, one right



NL	Art. No.				
500	F091075477				

PAGE REFERENCES

Drawer sides	403	Accessories	454	Sensomatic	617
Slides	438	Technical information	460	Assembly technology	637
Single sets	446	Organising systems	591	Assembly aids	662

			1
			2
			3
			4
			5
			6
			7
			8

LEGEND

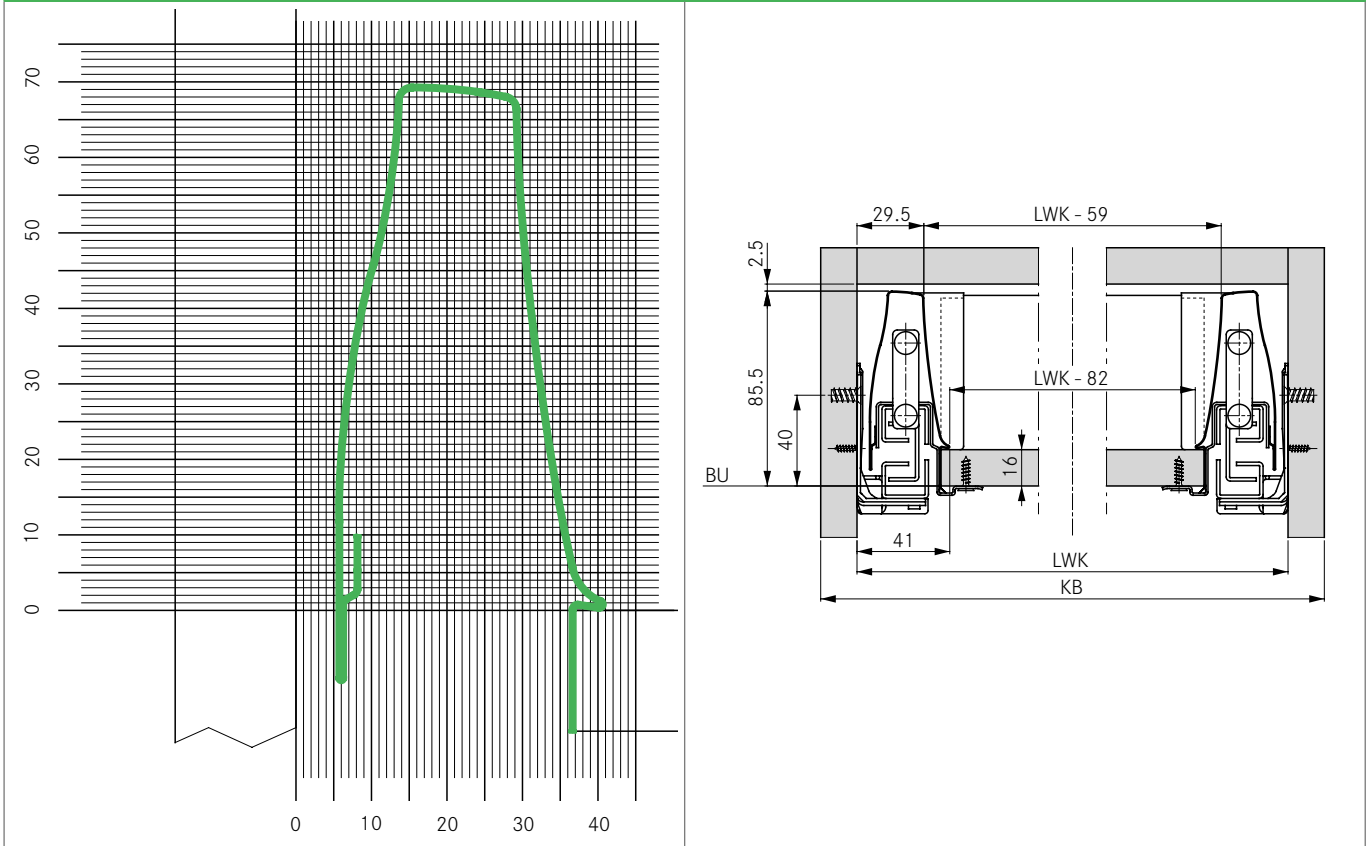
KB	Cabinet width		
NL	Nominal length		

DWD XP

Technical information

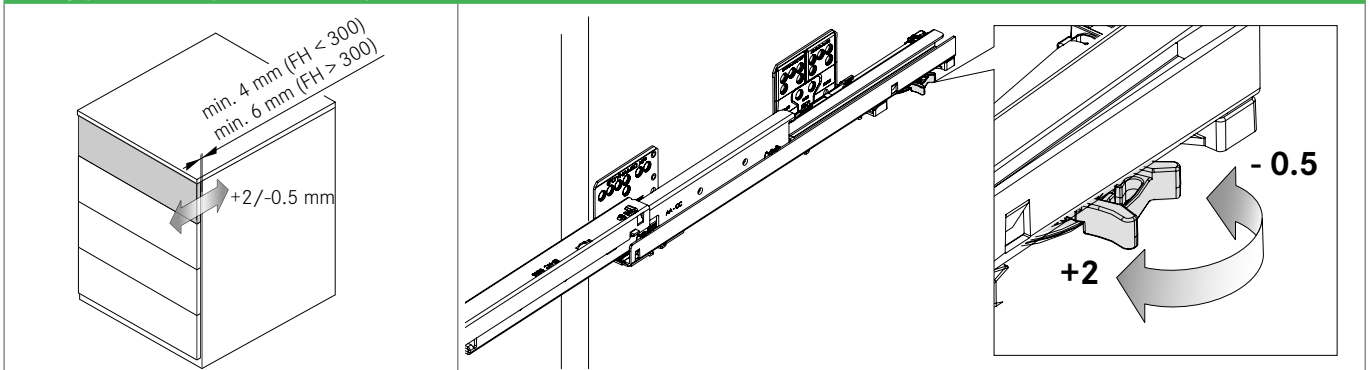
PLANNING DIMENSIONS

Dimensions for drawer insertion H95

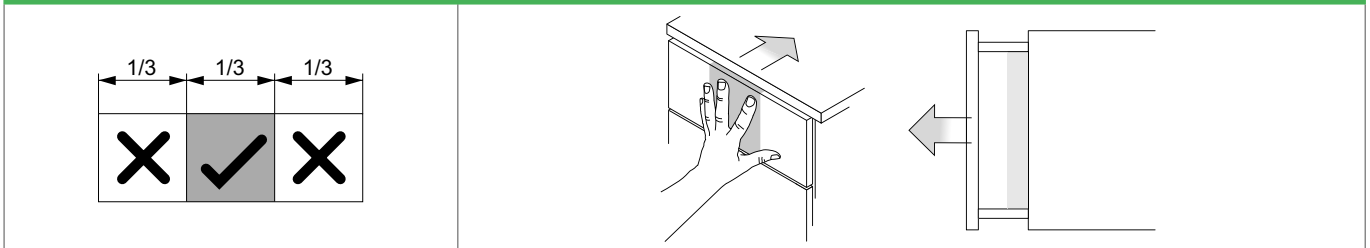


TIPMATIC

Front gap adjustment (+2 mm/-0.5 mm)



Activation zone



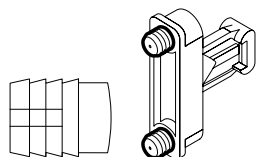
PAGE REFERENCES

Drawer sides	403	Accessories	454	Sensomatic	617
Slides	438	Application examples	456	Assembly technology	637
Single sets	446	Organising systems	591	Assembly aids	662

INSTALLATION ADVICE

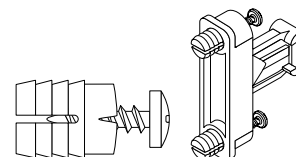
Front holder with press-fit dowels Ø 10 x 12 mm

The front holes should be countersunk accordingly. With hard surface coatings such as melamine, the sharp edges of the holes can damage the dowels during press fitting. This can significantly reduce the pull-out resistance. This can significantly reduce the pull-out forces.



Front holder with expansion dowels Ø 10 x 12 mm


Alternatively, front holders with expansion dowels can be used, which do not require countersinking and still guarantee optimum pull-out resistance.



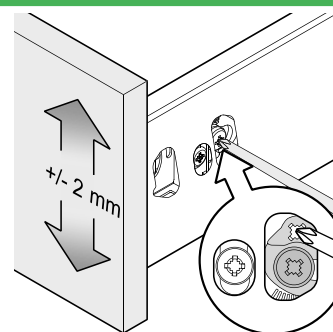
ADJUSTMENTS

Cam height adjustment on both sides

Loosen the locking screws on both sides.

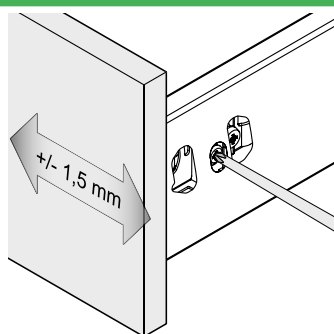


Adjust the front panel and tighten the locking screws again.



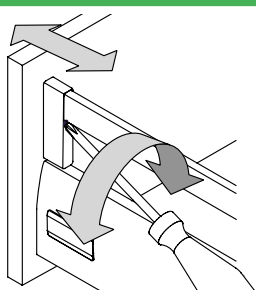
Side adjustment on right

Turn adjustment. Due to the integrated lateral adjustment, only the right-hand side needs to be operated.

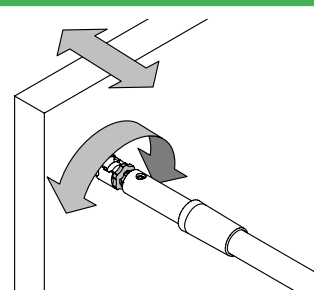


Front tilt angle adjustment

The tilt angle of the front with a rectangular railing is adjusted using the front panel holder.



The tilt angle of the front with a round railing is adjusted by turning the setting screw.



LEGEND

BU	Bottom edge
FH	Front height
KB	Cabinet width
LWK	Inside cabinet width

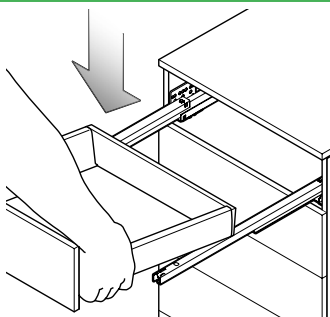
DWD XP

Technical information

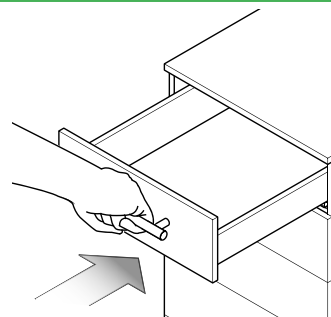
INSERTION/REMOVAL

Inserting the drawer

Place the drawer on the extended slides.

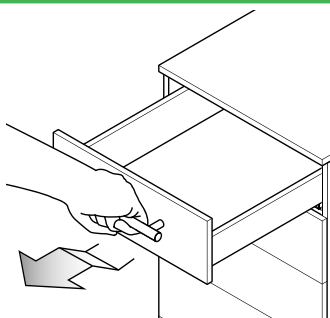


Lift the drawer slightly at the front and then push fully closed. **The drawer will engage automatically!**

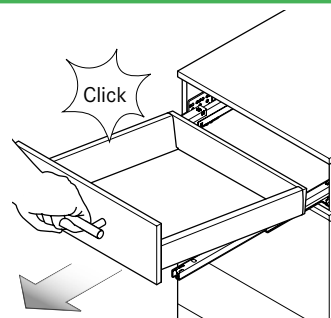


Removing the drawer

Pull out the drawer, lifting it slightly approx. 10 cm before the end stop.


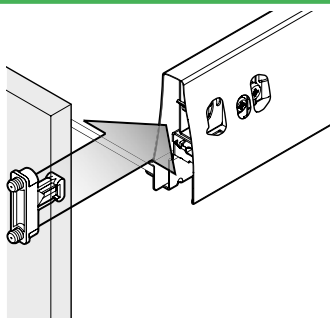


Pull out **horizontally** with force until the drawer audibly disengages, then lift off.



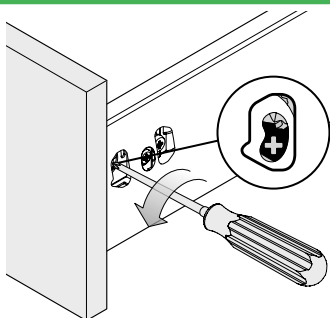
Front panel assembly

Slide the panel clip into the drawer sides. The front panel engages automatically into place and is fixed.

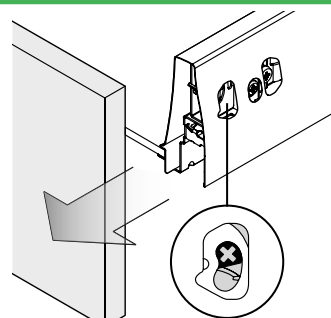


Front panel disassembly

Release using a Pozi No. 2 screwdriver.



The front panel is unclipped and can be removed. **If using a front-bottom connector, this should be released!**



COLOUR REFERENCES

Colour	RAL (similar)	
Aluminium metallic	9006	
White	9010	
Stone	7011	

PAGE REFERENCES

Drawer sides	403	Accessories	454	Sensomatic	617
Slides	438	Application examples	456	Assembly technology	637
Single sets	446	Organising systems	591	Assembly aids	662